

Anti-TUBB3 Antibody (1Z129)

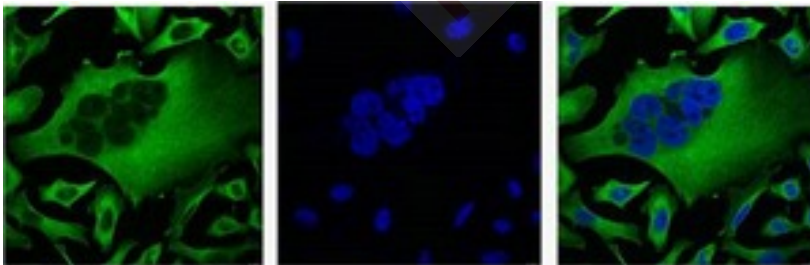
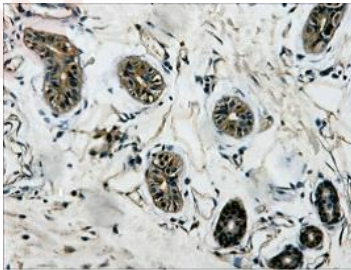
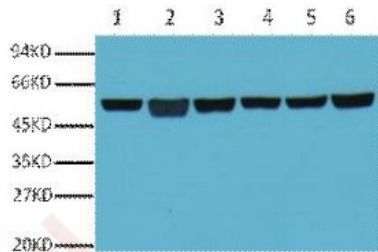
Product Details

Ig Type:	IgG1
Reactivity:	Human,Rat,Mouse,Monkey,Dog,Chicken,Hamouseter,Rabbit,Sheep,Insect,Yeast
Conjugation:	Unconjugated
Molecular Weight:	Theoretical: 55 kDa.
Clone:	1Z129

Applications

1. Western blot analysis of A549 (1), Rat brain (2), Mouse brain (3), Chicken lung (4) and Rabbit testis (5), Sheep muscle (6), diluted at 1:5000.
2. IHC Staining of Human colon tissue, diluted at 1:200.
3. IF analysis of Hela with β -Tubulin Monoclonal Antibody (Left) and DAPI (Right) diluted at 1:100.

Verified Activity:



Application: IF,IHC,WB
Recommended WB: 1:500-2000; IHC: 1:50-200;IF: 1:50-100

Properties

Stability & Storage: Store at -20°C or -80°C for 12 months. Avoid repeated freeze-thaw cycles.

Shipping: Shipping with blue ice.

Antigen Details

Immunogen: A synthesized peptide

Uniprot ID: Q13509

Synonyms: Tubulin beta-III;TUBB4;Tubulin beta-4 chain;TUBB3;Tubulin beta-3 chain

Inhibitor · Natural Compounds · Compound Libraries · Recombinant Proteins

This product is for Research Use Only · Not for Human or Veterinary or Therapeutic Use

Tel:781-999-4286 E_mail:info@targetmol.com Address:34 Washington Street,Wellesley Hills,MA 02481