

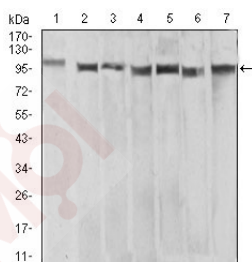
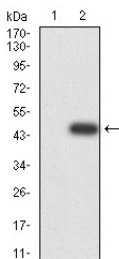
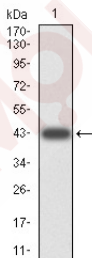
Anti-XRN2 Antibody (1B629)

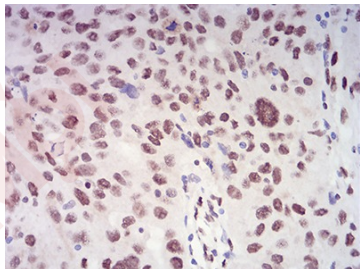
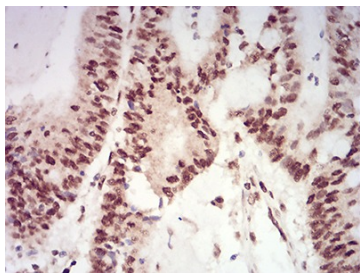
Product Details

Reactivity:	Human
Conjugation:	Unconjugated
Molecular Weight:	Theoretical: 109 kDa.
Clone:	1B629
Purification:	ProA affinity purified

Applications

- Verified Activity:
1. Western blot analysis of XRN2 on human XRN2 recombinant protein using anti-XRN2 antibody at 1/1,000 dilution.
 2. Western blot analysis of XRN2 on HEK293 (1) and XRN2-hlgGfc transfected HEK293 (2) cell lysate using anti-XRN2 antibody at 1/1,000 dilution.
 3. Western blot analysis of XRN2 on different cell lysate using anti-XRN2 antibody at 1/1,000 dilution. Positive control: Lane1: Raw264.7, Lane2: HEK293, Lane3: NTERA-2, Lane4: LNCap, Lane5: HepG2, Lane6: HEK293, Lane7: Hela.
 4. Immunohistochemical analysis of paraffin-embedded human colon cancer tissue using anti-XRN2 antibody. Counter stained with hematoxylin.
 5. Immunohistochemical analysis of paraffin-embedded human ovarian cancer tissue using anti-XRN2 antibody. Counter stained with hematoxylin.





Application: IHC,WB
Recommended WB: 1:500-2000; IHC: 1:200-500

Properties

Stability & Storage: Store at -20°C or -80°C for 12 months. Avoid repeated freeze-thaw cycles.
Shipping: Shipping with blue ice.

Antigen Details

Immunogen: Recombinant Protein
Uniprot ID: Q9H0D6
Synonyms: XRN 2;5' 3' exoribonuclease 2;DHP protein;DHM1 like protein

Research Background

Degradation of mRNA is a critical aspect of gene expression that occurs via the exoribonuclease. Exoribonuclease 2 (XRN2) is the human homologue of the *Saccharomyces cerevisiae* RAT1, which functions as a nuclear 5' to 3' exoribonuclease and is essential for mRNA turnover and cell viability. XRN2 also processes rRNAs and small nucleolar RNAs (snoRNAs) in the nucleus. XRN2 moves along with RNA polymerase II and gains access to the nascent RNA transcript after the endonucleolytic cleavage at the poly(A) site or at a second cotranscriptional cleavage site (CoTC). CoTC is an autocatalytic RNA structure that undergoes rapid self-cleavage and acts as a precursor to termination by presenting a free RNA 5' end to be recognized by XRN2. XRN2 then travels in a 5'-3' direction like a guided torpedo and facilitates the dissociation of the RNA polymerase elongation complex.

Inhibitor · Natural Compounds · Compound Libraries · Recombinant Proteins

This product is for Research Use Only · Not for Human or Veterinary or Therapeutic Use

Tel:781-999-4286 E_mail:info@targetmol.com Address:34 Washington Street,Wellesley Hills,MA 02481
