

Anti-UBB Antibody (8Y6)

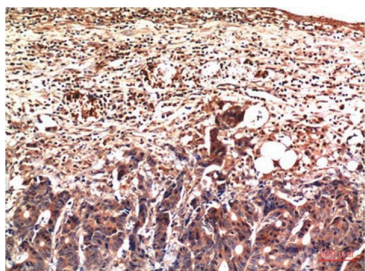
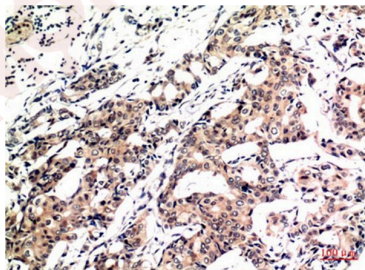
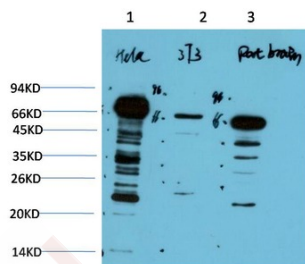
Product Details

Ig Type:	IgG1
Reactivity:	Human,Mouse,Rat
Conjugation:	Unconjugated
Clone:	8Y6

Applications

Verified Activity:

1. Western blot analysis of 1) Hela Cell Lysate, 2) 3T3 Cell Lysate, 3) Rat Brain Tissue Lysate using Ubiquitin Mouse mAb diluted at 1:1000.
2. Immunohistochemical analysis of paraffin-embedded Human Breast Carcinoma Tissue using Ubiquitin Mouse mAb diluted at 1:200.
3. Immunohistochemical analysis of paraffin-embedded Human Stomach Carcinoma Tissue using Ubiquitin Mouse mAb diluted at 1:200.



Application:	IHC,WB
Recommended	WB: 1:1000-2000; IHC: 1:100-200

Properties

Stability & Storage: Store at -20°C or -80°C for 12 months. Avoid repeated freeze-thaw cycles.

Shipping: Shipping with blue ice.

Antigen Details

Immunogen: A synthesized peptide

Uniprot ID: P0CG47/P0CG48/P62979/P62987/P62988

Synonyms: UBB;Polyubiquitin-B

Inhibitor · Natural Compounds · Compound Libraries · Recombinant Proteins

This product is for Research Use Only · Not for Human or Veterinary or Therapeutic Use

Tel:781-999-4286 E_mail:info@targetmol.com Address:34 Washington Street,Wellesley Hills,MA 02481