

Anti-Transthyretin Antibody (30334)

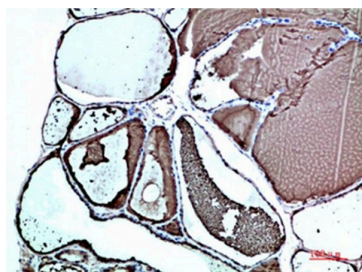
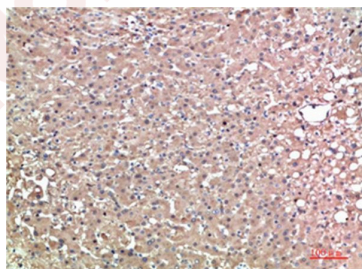
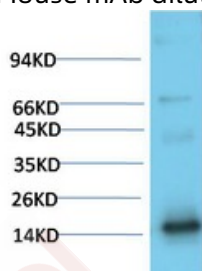
Product Details

Ig Type:	IgG1
Reactivity:	Human
Conjugation:	Unconjugated
Molecular Weight:	Theoretical: 16 kDa.
Clone:	30334

Applications

Verified Activity:

1. Western blot analysis of Human Serum using TTR Mouse mAb diluted at 1:2000.
2. Immunohistochemical analysis of paraffin-embedded Human Liver Carcinoma Tissue using TTR Mouse mAb diluted at 1:200.
3. Immunohistochemical analysis of paraffin-embedded Human Thyroid Tissue using TTR Mouse mAb diluted at 1:200.



Application:	IHC,WB
Recommended	WB: 1:500-2000; IHC: 1:50-2000

Properties

Stability & Storage: Store at -20°C or -80°C for 12 months. Avoid repeated freeze-thaw cycles.

Shipping: Shipping with blue ice.

Antigen Details

Immunogen: Recombinant Protein: TTR

Uniprot ID: P02766

Inhibitor · Natural Compounds · Compound Libraries · Recombinant Proteins

This product is for Research Use Only · Not for Human or Veterinary or Therapeutic Use

Tel:781-999-4286 E_mail:info@targetmol.com Address:34 Washington Street,Wellesley Hills,MA 02481