

## Anti-TYMS Antibody (8R369)

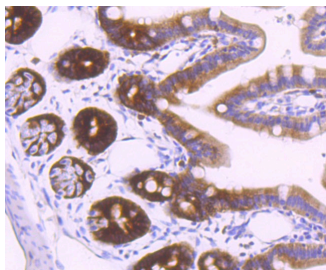
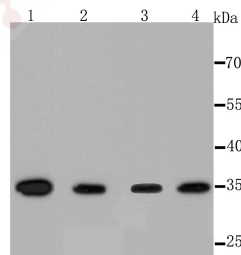
### Product Details

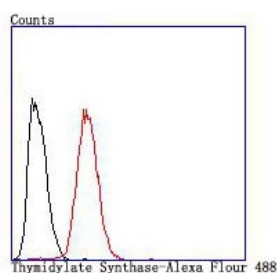
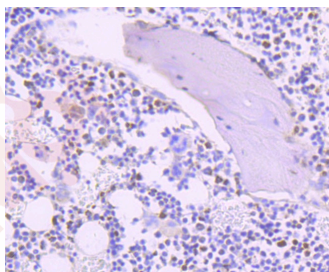
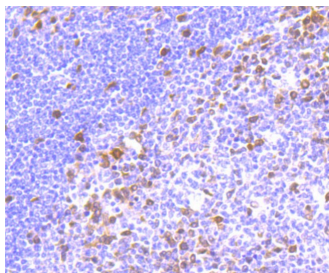
Ig Type:	IgG
Reactivity:	Human,Mouse,Rat
Conjugation:	Unconjugated
Molecular Weight:	Theoretical: 36 kDa.
Clone:	8R369
Purification:	ProA affinity purified

### Applications

#### Verified Activity:

1. Western blot analysis of Thymidylate Synthase on different cell lysate using anti-Thymidylate Synthase antibody at 1/1,000 dilution. Positive control: Lane1: HeLa, Lane2: Jurkat, Lane3: Raji, Lane4: Mouse testes, Lane5: Mouse brain, Lane6: Mouse spleen.
2. Immunohistochemical analysis of paraffin-embedded mouse colon tissue using anti-Thymidylate Synthase antibody. Counter stained with hematoxylin.
3. Immunohistochemical analysis of paraffin-embedded human tonsil tissue using anti-Thymidylate Synthase antibody. Counter stained with hematoxylin.
4. Immunohistochemical analysis of paraffin-embedded rat bone tissue using anti-Thymidylate Synthase antibody. Counter stained with hematoxylin.
5. Flow cytometric analysis of HeLa cells with Thymidylate Synthase antibody at 1/100 dilution (red) compared with an unlabelled control (cells without incubation with primary antibody; black).





Application: FCM,IHC,IP,WB

Recommended WB: 1:500-2000; IHC: 1:50-200; FCM: 1:50-100

### Properties

Stability & Storage: Store at -20°C or -80°C for 12 months. Avoid repeated freeze-thaw cycles.

Shipping: Shipping with blue ice.

### Antigen Details

Immunogen: Recombinant Protein

Uniprot ID: P04818

Synonyms: EC 2.1.1.45;Thymidylate synthase;TSase;TS

### Research Background

Thymidylate synthase (TS), also designated TYMS, TMS, TSase and HsT422, uses 5,10-methylenetetrahydrofolate (methylene-THF) as a cofactor in the synthesis of 2'-deoxythymidine-5'-monophosphate (dTMP), an essential precursor for DNA biosynthesis. TS is an RNA-binding protein that can interact with its own mRNA. The TS/mRNA ribonucleoprotein complex can also associate with a number of other cellular mRNAs, including those corresponding to the p53 tumor suppressor gene and the Myc family of transcription factors. Inhibition of DNA replication and cell death resulting from thymidine depletion occurs when TS enzyme activity is inhibited with substrate or cofactor analogs, making the TS enzyme an important target for chemotherapy. Cancer cells are sensitive to thymidine depletion, as they multiply rapidly.

**Inhibitor · Natural Compounds · Compound Libraries · Recombinant Proteins**

This product is for Research Use Only · Not for Human or Veterinary or Therapeutic Use

Tel:781-999-4286

E\_mail:info@targetmol.com

Address:34 Washington Street,Wellesley Hills,MA 02481