

Anti-SUN1 Antibody (3B391)

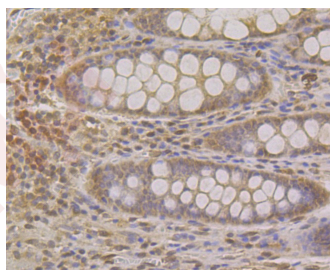
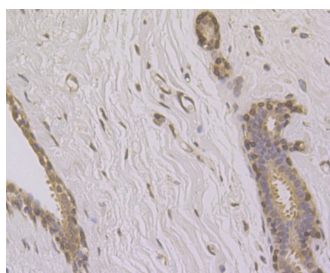

Product Details

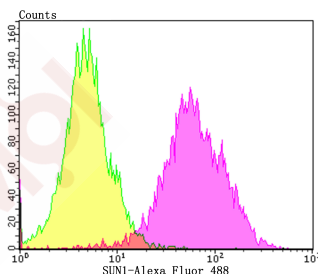
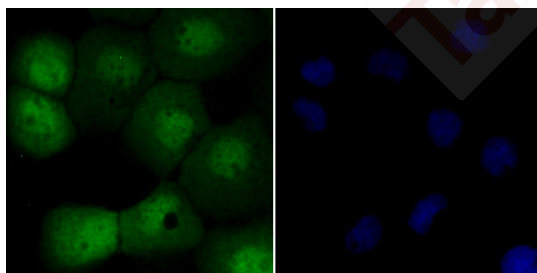
Ig Type:	IgG
Reactivity:	Human,Rat
Conjugation:	Unconjugated
Molecular Weight:	Theoretical: 90 kDa.
Clone:	3B391
Purification:	ProA affinity purified

Applications

Verified Activity:

1. Western blot analysis of SUN1 on rat kidney tissue lysate using anti-SUN1 antibody at 1/2,000 dilution.
2. Immunohistochemical analysis of paraffin-embedded human breast tissue using anti-SUN1 antibody. Counter stained with hematoxylin.
3. Immunohistochemical analysis of paraffin-embedded human colon tissue using anti-SUN1 antibody. Counter stained with hematoxylin.
4. ICC staining SUN1 in A431 cells (green). The nuclear counter stain is DAPI (blue). Cells were fixed in paraformaldehyde, permeabilised with 0.25% Triton X100/PBS.
5. Flow cytometric analysis of SH-SY-5Y cells with SUN1 antibody at 1/100 dilution (purple) compared with an unlabelled control (cells without incubation with primary antibody; yellow). Alexa Fluor 488-conjugated goat anti-rabbit IgG was used as the secondary antibody.





Application: FCM,ICC,IHC,WB

Recommended WB: 1:500-2000; IHC: 1:50-200; ICC: 1:50-200; FCM: 1:50-100

Properties

Stability & Storage: Store at -20°C or -80°C for 12 months. Avoid repeated freeze-thaw cycles.

Shipping: Shipping with blue ice.

Antigen Details

Immunogen: Recombinant Protein: C-terminal human SUN1

Antigen Species: Human

Uniprot ID: O94901

Synonyms: UNC 84 homolog A (C elegans);SUN1_HUMAN;Sad1 and UNC84 domain containing 1;Sad1/unc-84 protein like 1;Sun domain-containing protein 1;Sun 1;UNC84 A;UNC84A;Sad1/unc-84 protein-like 1;Protein unc-84 homolog A;UNC 84A;UNC84;UNC84 homolog A (C elegans)

Research Background

UNC84A (UNC84 homolog A), also known as SUN1, is a multi-pass nuclear membrane protein that is involved in nuclear anchoring and migration. Highly expressed in heart, brain and testis, UNC84A functions as an A-type Lamin-binding protein that forms a link between the inner and outer nuclear envelope membranes. This link acts as a structural bridge between the nuclear interior and the Actin cytoskeleton and is essential for proper localization of nuclear envelope proteins. Additionally, UNC84A may be involved in telomere attachment and in normal testis development. UNC84A contains one UNC84 (SUN) domain and exists as four isoforms due to alternative splicing events.

Inhibitor · Natural Compounds · Compound Libraries · Recombinant Proteins

This product is for Research Use Only · Not for Human or Veterinary or Therapeutic Use

Tel:781-999-4286 E_mail:info@targetmol.com Address:34 Washington Street,Wellesley Hills,MA 02481