

Anti-SK2 Antibody (4K957)

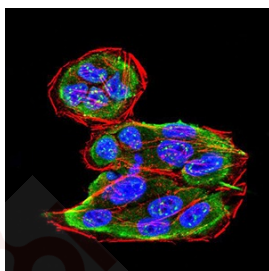
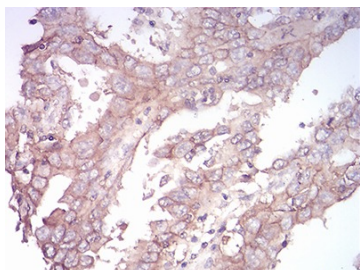
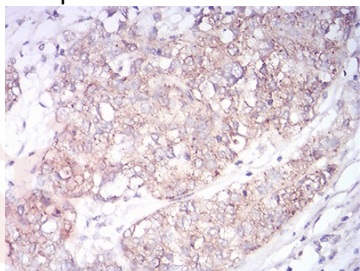
Product Details

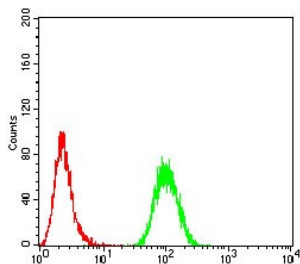
Reactivity:	Human
Conjugation:	Unconjugated
Molecular Weight:	Theoretical: 69 kDa.
Clone:	4K957
Purification:	ProA affinity purified

Applications

Verified Activity:

1. Immunohistochemical analysis of paraffin-embedded human bladder cancer tissue using anti- SPHK2 antibody. Counter stained with hematoxylin.
2. Immunohistochemical analysis of paraffin-embedded human endometrial cancer tissue using anti- SPHK2 antibody. Counter stained with hematoxylin.
3. ICC staining SPHK2 (green) and Actin filaments (red) in Hela cells. The nuclear counter stain is DAPI (blue). Cells were fixed in paraformaldehyde, permeabilised with 0.25% Triton X100/PBS.
4. Flow cytometric analysis of Hela cells with SPHK2 antibody at 1/100 dilution (green) compared with an unlabelled control (cells without incubation with primary antibody; red).





Application: FCM,ICC,IHC

Recommended IHC: 1:200-1000; ICC: 1:200-1000; FCM: 1:50-100

Properties

Stability & Storage: Store at -20°C or -80°C for 12 months. Avoid repeated freeze-thaw cycles.

Shipping: Shipping with blue ice.

Antigen Details

Immunogen: Recombinant Protein

Uniprot ID: Q9NRA0

Synonyms: ATP SULFURYLASE/ADENOSINE 5-PRIME PHOSPHOSULFATE KINASE 2;PAPS synthetase 2;PAPSS 2;SK 2;PAPS synthase 2;PHOSPHOADENOSINE-PHOSPHOSULFATE SYNTHETASE 2;3' phosphoadenosine 5' phosphosulfate synthase 2;ATPSK2;3 prime phosphoadenosine 5 prime phosphosulfate synthase 2;ATP sulfurylase/APS kinase 2;Bifunctional 3' phosphoadenosine 5' phosphosulfate synthetase 2;Sulfurylase kinase 2;ATP sulfurylase/adenosine 5' phosphosulfate kinase;Bifunctional 3' phosphoadenosine 5' phosphosulfate synthase 2

Research Background

This gene encodes one of two sphingosine kinase isozymes that catalyze the phosphorylation of sphingosine into sphingosine 1-phosphate. Sphingosine 1-phosphate mediates many cellular processes including migration, proliferation and apoptosis, and also plays a role in several types of cancer by promoting angiogenesis and tumorigenesis. The encoded protein may play a role in breast cancer proliferation and chemoresistance. Alternatively spliced transcript variants encoding multiple isoforms have been observed for this gene.

Inhibitor · Natural Compounds · Compound Libraries · Recombinant Proteins

This product is for Research Use Only · Not for Human or Veterinary or Therapeutic Use

Tel:781-999-4286 E_mail:info@targetmol.com Address:34 Washington Street,Wellesley Hills,MA 02481