

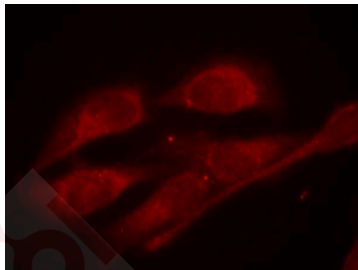
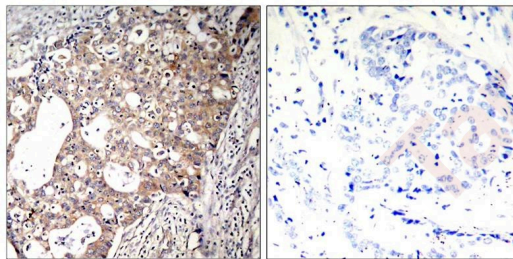
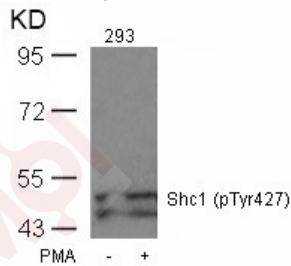
Anti-Phospho-Shc (Tyr427) Polyclonal Antibody

Product Details

Ig Type:	IgG
Reactivity:	Human
Conjugation:	Unconjugated
Purification:	Antibodies were produced by immunizing rabbits with synthetic phosphopeptide and KLH conjugates. Antibodies were purified by affinity-chromatography using epitope-specific phosphopeptide. Non-phospho specific antibodies were removed by chromatography using non-phosphopeptide.

Applications

- Verified Activity:
1. Western blot analysis of extracts from 293 cells untreated or treated with PMA using Shc1 (Phospho-Tyr427) Antibody TMAC-03738.
 2. Immunohistochemical analysis of paraffin-embedded human breast carcinoma tissue using Shc1 (Phospho-Tyr427) Antibody TMAC-03738 (left) or the same antibody preincubated with blocking peptide (right).
 3. Immunofluorescence staining of methanol-fixed Hela cells using Shc1 (Phospho-Tyr427) Antibody TMAC-03738.



Application: IF,IHC,WB

Properties

Stability & Storage: Store at 2°C-8°C for 1 month. Store at -20°C or -80°C for 12 months. Avoid repeated freeze-thaw cycles.

Shipping: Shipping with blue ice.

Antigen Details

Immunogen: Peptide sequence around phosphorylation site of tyrosine 427 (P-S-Y(p)-V-N derived from Human Shc1

Antigen Species: Human

Uniprot ID: P29353

Synonyms: Shc (p-Tyr427);Shc (p-Y427);p-Shc (Y427);p-Shc (Tyr427)

Research Background

Signaling adapter that couples activated growth factor receptors to signaling pathway. Isoform p46Shc and isoform p52Shc, once phosphorylated, couple activated receptor tyrosine kinases to Ras via the recruitment of the GRB2/SOS complex and are implicated in the cytoplasmic propagation of mitogenic signals. Isoform p46Shc and isoform p52Shc may thus function as initiators of the Ras signaling cascade in various non-neuronal systems. Isoform p66Shc does not mediate Ras activation, but is involved in signal transduction pathways that regulate the cellular response to oxidative stress and life span. Isoform p66Shc acts as a downstream target of the tumor suppressor p53 and is indispensable for the ability of stress-activated p53 to induce elevation of intracellular oxidants, cytochrome c release and apoptosis. The expression of isoform p66Shc has been correlated with life span

Inhibitor · Natural Compounds · Compound Libraries · Recombinant Proteins

This product is for Research Use Only · Not for Human or Veterinary or Therapeutic Use

Tel:781-999-4286 E_mail:info@targetmol.com Address:34 Washington Street,Wellesley Hills,MA 02481