Data Sheet (Cat.No.TMAC-03428)

TargetMol

Anti-pro Caspase 7 Antibody (8A709)

Product Details

Ig Type:	IgG
Reactivity:	Human
Conjugation:	Unconjugated
Molecular Weight:	Theoretical: 34 kDa.
Clone:	8A709
Purification:	ProA affinity purified

Applications

Verified Activity:

1. Western blot analysis of pro Caspase 7 on human lung lysates using anti-pro Caspase 7 antibody at 1/1,000 dilution.
2. Immunohistochemical analysis of paraffin-embedded human liver tissue using anti-pro Caspase 7 antibody. Counter stained with hematoxylin.
3. Immunohistochemical analysis of paraffin-embedded human kidney tissue using anti-pro Caspase 7 antibody. Counter stained with hematoxylin.
4. ICC staining pro Caspase 7 in Hela cells (green). The nuclear counter stain is DAPI (blue). Cells were fixed in paraformaldehyde, permeabilised with 0.25% Triton X100/PBS.
5. ICC staining pro Caspase 7 in HepG2 cells (green). The nuclear counter stain is DAPI (blue). Cells were fixed in paraformaldehyde, permeabilised with 0.25% Triton X100/PBS.

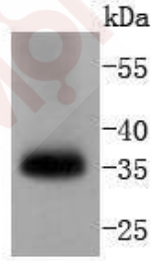

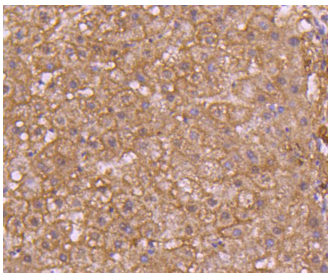

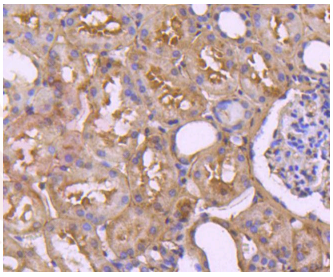

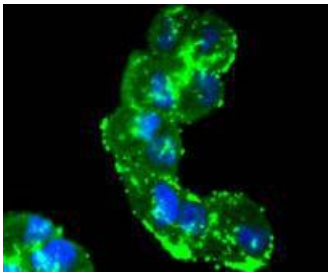

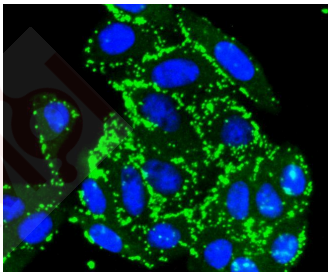

Application:	ICC/IF,IHC,WB
Recommended	WB: 1:1000-2000; IHC: 1:50-200; ICC/IF: 1:50-200

Properties

Stability & Storage:	Store at -20°C or -80°C for 12 months. Avoid repeated freeze-thaw cycles.
Shipping:	Shipping with blue ice.

Antigen Details

Immunogen:	Recombinant Protein
Uniprot ID:	P55210
Synonyms:	CASP7;CASP-7;apoptosis-related cysteine peptidase;ICE-like apoptotic protease 3;Apoptotic protease Mch-3;ICE-LAP3;Caspase-7 subunit p11;CASP7_HUMAN;CMH-1

Research Background

A unique family of Cysteine proteases has been described that differs in sequence, structure and substrate specificity from any previously described protease family. This family, Ced-3/caspase-1, is comprised of caspase-1, caspase-2, caspase-3, caspase-4, caspase-6, caspase-7 (also designated Mch3, ICE-LAP3 or CMH-1), caspase-9 and caspase-10. Ced-3/caspase-1 family members function as key components of the apoptotic machinery and act to destroy specific target proteins which are critical to cellular longevity. Poly(ADP-ribose) polymerase plays an integral role in surveying for DNA mutations and double strand breaks. Caspase-3, caspase-7 and caspase-9, but not caspase-1, have been shown to cleave the nuclear protein PARP into an apoptotic fragment. Caspase-6, but not caspase-3, has been shown to cleave the nuclear lamins which are critical to maintaining the integrity of the nuclear envelope and cellular morphology. Caspase-10 has been shown to activate caspase-3 and caspase-7 in response to apoptotic stimuli.

Inhibitor · Natural Compounds · Compound Libraries · Recombinant Proteins

This product is for Research Use Only· Not for Human or Veterinary or Therapeutic Use

Tel:781-999-4286 E_mail:info@targetmol.com Address:34 Washington Street,Wellesley Hills,MA 02481