Data Sheet (Cat.No.TMAC-03414)

TargetMol

Anti-PRDM5 Antibody (2C105)

Product Details

Reactivity:	Human,Mouse
Conjugation:	Unconjugated
Molecular Weight:	Theoretical: 73 kDa.
Clone:	2C105
Purification:	ProA affinity purified

Applications

Verified Activity:

1. Western blot analysis of PRDM5 on human PRDM5 recombinant protein using anti-PRDM5 antibody at 1/1,000 dilution.
2. Western blot analysis of PRDM5 on HEK293 (1) and PRDM5-hIgGFc transfected HEK293 (2) cell lysate using anti-PRDM5 antibody at 1/1,000 dilution.
3. ICC staining PRDM5 (green) and Actin filaments (red) in MCF-7 cells. The nuclear counter stain is DAPI (blue). Cells were fixed in paraformaldehyde, permeabilised with 0.25% Triton X100/PBS.
4. Flow cytometric analysis of Hela cells with PRDM5 antibody at 1/100 dilution (green) compared with an unlabelled control (cells without incubation with primary antibody; red).

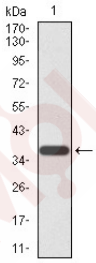

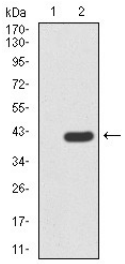

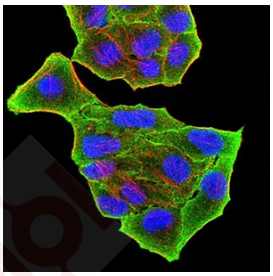

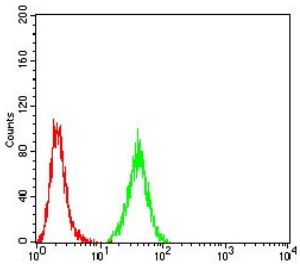

Application:	FCM,ICC,WB
Recommended	WB: 1:1000-2000; ICC: 1:50-200; FCM: 1:50-100

Properties

Stability & Storage:	Store at -20°C or -80°C for 12 months. Avoid repeated freeze-thaw cycles.
Shipping:	Shipping with blue ice.

Antigen Details

Immunogen:	Recombinant Protein
Uniprot ID:	Q9NQX1
Synonyms:	PRDM5_HUMAN;PFM 2;PR domain zinc finger protein 5;PR domain-containing protein 5;BCS2; PR domain containing protein 5;PFM2;PR domain containing 5;PRDM5 protein;PRDM 5

Research Background

A cDNA of PRDM5 was isolated based upon its homology to the PR domain of PRDM2. The gene encodes an open reading frame of 630 amino acids and contains a PR domain in the NH-terminal region followed by 16 zinc finger motifs. Through radiation hybrid analysis, PRDM5 was mapped to human chromosome 4q27, a region thought to contain tumor suppressor genes for ovarian, breast, lung, liver, colon, and other cancers. The gene has a CpG island promoter and is silenced in human breast, ovarian, and liver cancers. Upon infection of tumor cells, a recombinant adenovirus expressing PRDM5 causes G2/M arrest and apoptosis, suggesting that inhibition of PRDM5 may be involved in carcinogenesis.

Inhibitor · Natural Compounds · Compound Libraries · Recombinant Proteins

This product is for Research Use Only· Not for Human or Veterinary or Therapeutic Use

Tel:781-999-4286 E_mail:info@targetmol.com Address:34 Washington Street,Wellesley Hills,MA 02481