

Anti-Phospho-PKC beta (Thr641) Polyclonal Antibody

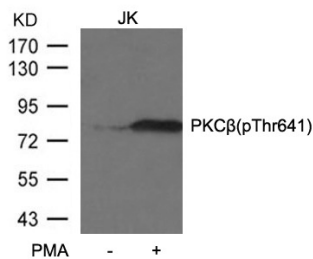
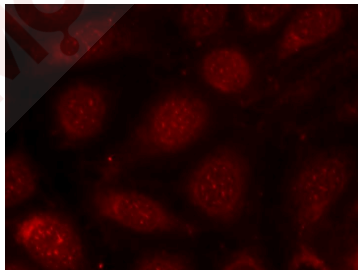
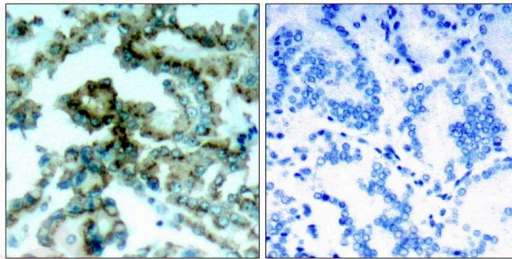
Product Details

Ig Type:	IgG
Reactivity:	Human,Mouse,Rat
Conjugation:	Unconjugated
Purification:	Antibodies were produced by immunizing rabbits with synthetic peptide and KLH conjugates. Antibodies were purified by affinity-chromatography using epitope-specific peptide.

Applications

Verified Activity:

1. Immunohistochemical analysis of paraffin-embedded human lung carcinoma tissue, using PKC β (phospho-Thr641) antibody (TMAC-03329).
2. Immunofluorescence staining of methanol-fixed MCF7 cells using PKC β (phospho-Thr641) antibody (TMAC-03329, Red).
3. Western blot analysis of extracts from JK cells untreated or treated with PMA using PKC β (phospho-Thr641) antibody TMAC-03329.



Application: IF,IHC,WB

Properties

Stability & Storage: Store at 2°C-8°C for 1 month. Store at -20°C or -80°C for 12 months. Avoid repeated freeze-thaw cycles.

Shipping: Shipping with blue ice.

Antigen Details

Immunogen: Peptide sequence around phosphorylation site of threonine 641 (E-L-T(p)-P-T) derived from Human PKC β

Antigen Species: Human

Uniprot ID: P05771

Synonyms: p-PKC beta (T641);PKC beta (p-Thr641);PKC beta (p-T641);p-PKC beta (Thr641)

Research Background

Calcium-activated and phospholipid-dependent serine/threonine-protein kinase involved in various processes such as regulation of the B-cell receptor (BCR) signalosome, apoptosis and transcription regulation. Plays a key role in B-cell activation and function by regulating BCR-induced NF-kappa-B activation and B-cell survival. Required for recruitment and activation of the IKK kinase to lipid rafts and mediates phosphorylation of CARD11/CARMA1 at 'Ser-559', 'Ser-644' and 'Ser-652', leading to activate the NF-kappa-B signaling. Involved in apoptosis following oxidative damage: in case of oxidative conditions, specifically phosphorylates 'Ser-36' of isoform p66Shc of SHC1, leading to mitochondrial accumulation of p66Shc, where p66Shc acts as a reactive oxygen species producer. Acts as a coactivator of androgen receptor (ANDR)-dependent transcription, by being recruited to ANDR target genes and specifically mediating phosphorylation of 'Thr-6' of histone H3 (H3T6ph), a specific tag for epigenetic transcriptional activation that prevents demethylation of histone H3 'Lys-4' (H3K4me) by LSD1/KDM1A. Also involved in triglyceride homeostasis. Serves as the receptor for phorbol esters, a class of tumor promoters.

Inhibitor · Natural Compounds · Compound Libraries · Recombinant Proteins

This product is for Research Use Only · Not for Human or Veterinary or Therapeutic Use

Tel: 781-999-4286 E_mail: info@targetmol.com Address: 34 Washington Street, Wellesley Hills, MA 02481