

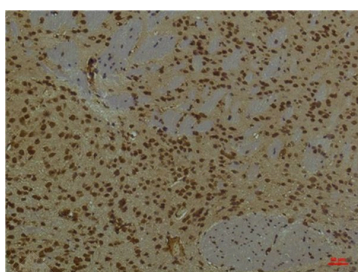
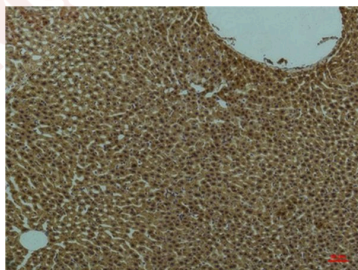
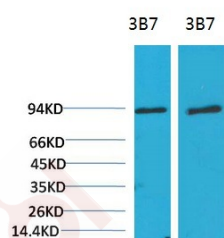
Anti-PIK3R1 Antibody (5U86)

Product Details

Ig Type:	IgG1
Reactivity:	Rat,Mouse
Conjugation:	Unconjugated
Molecular Weight:	Theoretical: 85 kDa.
Clone:	5U86

Applications

- Verified Activity:
1. Western blot analysis of 1) 3T3, 2) Rat Liver Tissue with PI3 Kinase P85 α Mouse mAb diluted at 1:2,000.
 2. Immunohistochemical analysis of paraffin-embedded Rat Liver Tissue using PI3 Kinase P85 α Mouse mAb diluted at 1:200.
 3. Immunohistochemical analysis of paraffin-embedded Mouse Brain Tissue using PI3 Kinase P85 α Mouse mAb diluted at 1:200.



Application:	IHC,WB
Recommended	WB: 1:1000-2000; IHC: 1:100-200

Properties

Stability & Storage: Store at -20°C or -80°C for 12 months. Avoid repeated freeze-thaw cycles.

Shipping: Shipping with blue ice.

Antigen Details

Immunogen: Recombinant Protein

Uniprot ID: P27986

Synonyms: Phosphatidylinositol 3-kinase regulatory subunit alpha;AGM7;PI 3 Kinase p85 alpha;PI3K regulatory subunit alpha;PtdIns-3-kinase regulatory subunit p85-alpha;GRB1;P85A;PI3-kinase subunit p85-alpha;phosphoinositide-3-kinase regulatory subunit 1;p85-ALPHA;PI3-kinase regulatory subunit alpha;p85;PI 3-kinase p85 α ;PI 3-kinase p85 α ;SH3_PI3K_p85alpha; Phosphatidylinositol 3-kinase 85 kDa regulatory subunit alpha;IMD36;PI3-kinase p85 subunit alpha;PtdIns-3-kinase regulatory subunit alpha;PI3-kinase p85 subunit gamma;PI 3-kinase p85- α

Inhibitor · Natural Compounds · Compound Libraries · Recombinant Proteins

This product is for Research Use Only · Not for Human or Veterinary or Therapeutic Use

Tel:781-999-4286 E_mail:info@targetmol.com Address:34 Washington Street,Wellesley Hills,MA 02481