

## Anti-PI 3 Kinase Class 3 Antibody (2W658)

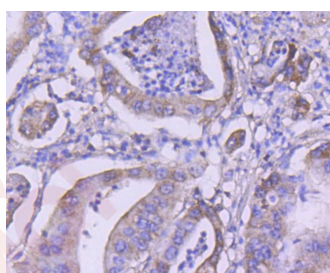
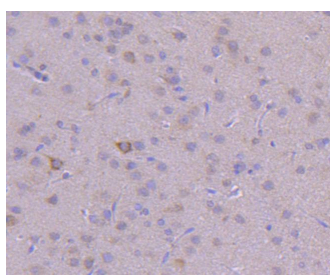

### Product Details

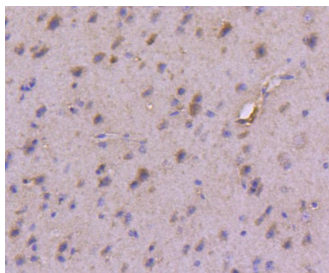
Ig Type:	IgG
Reactivity:	Human,Mouse,Rat
Conjugation:	Unconjugated
Molecular Weight:	Theoretical: 100 kDa.
Clone:	2W658
Purification:	ProA affinity purified

### Applications

#### Verified Activity:

1. Western blot analysis of PI 3 Kinase Class 3 on C2C12 cells lysates using anti-PI 3 Kinase Class 3 antibody at 1/1,000 dilution.
2. Immunohistochemical analysis of paraffin-embedded rat brain tissue using anti-PI 3 Kinase Class 3 antibody. Counter stained with hematoxylin.
3. Immunohistochemical analysis of paraffin-embedded human gastric carcinoma tissue using anti-PI 3 Kinase Class 3 antibody. Counter stained with hematoxylin.
4. Immunohistochemical analysis of paraffin-embedded mouse brain tissue using anti-PI 3 Kinase Class 3 antibody. Counter stained with hematoxylin.





Application: IHC,WB

Recommended WB: 1:1000; IHC: 1:50-200

### Properties

Stability & Storage: Store at -20°C or -80°C for 12 months. Avoid repeated freeze-thaw cycles.

Shipping: Shipping with blue ice.

### Antigen Details

Immunogen: Recombinant Protein

Uniprot ID: Q8NEB9

Synonyms: PI3 Kinase p100;Phosphatidylinositol 3 kinase catalytic subunit type 3;hVps34;PIK3C3;PI3 kinase type 3;MGC61518;PI3K type 3;PK3C3;Vps 34;Phosphatidylinositol 3 kinase p100 subunit;Vps34;Phosphatidylinositol 3 kinase class 3;phosphoinositide 3 kinase class 3;PtdIns 3 kinase type 3

### Research Background

Phosphatidylinositol 3-kinases (PI3Ks) phosphorylate the 3' OH position of the inositol ring of inositol lipids. PI 3-kinase p100 (phosphoinositide-3-kinase p100 subunit), also known as hVps34 or PIK3C3 (phosphoinositide-3-kinase, class III), is a member of the PI3/PI4-kinase family. It is ubiquitously expressed with predominant expression in skeletal muscle and is believed to participate in endosome to lysosome transport, multivesicular body formation, autophagy and retrograde endosome to Golgi transport. PI 3-kinase p100 is the catalytic subunit of class III PI3Ks and forms a heterodimer with p150, a regulatory subunit of class 3 PI3Ks. PI 3-kinase p100 exclusively phosphorylates phosphatidylinositol to produce PtdIns3P. Unlike class I PI3Ks, whose activities are enhanced in the presence of magnesium, PI 3-kinase p100 activity is enhanced by manganese. Its activity can also be regulated by nutrients, suggesting an important role of PI-3 kinase p100 in the regulation of mTOR protein synthesis and autophagy.

**Inhibitor · Natural Compounds · Compound Libraries · Recombinant Proteins**

This product is for Research Use Only · Not for Human or Veterinary or Therapeutic Use

Tel:781-999-4286 E\_mail:info@targetmol.com Address:34 Washington Street,Wellesley Hills,MA 02481