

Anti-Phospho-AKT1 (S473) Antibody (1V445)

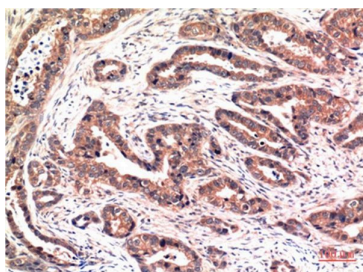
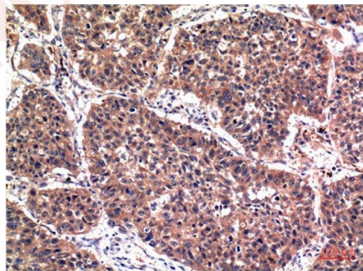
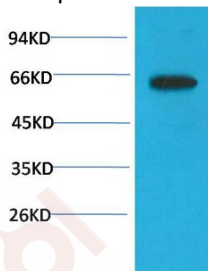
Product Details

Ig Type:	IgG1
Reactivity:	Human
Conjugation:	Unconjugated
Molecular Weight:	Theoretical: 60 kDa.
Clone:	1V445

Applications

Verified Activity:

1. Western blot analysis of PC3 Cell Lysate using Phospho-Akt Ser473 Mouse mAb diluted at 1:1000.
2. Immunohistochemical analysis of paraffin-embedded Human Lung Carcinoma Tissue using Phospho-Akt Ser473 Mouse mAb diluted at 1:200.
3. Immunohistochemical analysis of paraffin-embedded Human Breast Carcinoma Tissue using Phospho-Akt Ser473 Mouse mAb diluted at 1:200.



Application:	IHC,WB
Recommended	WB: 1:1000-2000; IHC: 1:100-200

Properties

Stability & Storage: Store at -20°C or -80°C for 12 months. Avoid repeated freeze-thaw cycles.

Shipping: Shipping with blue ice.

Antigen Details

Immunogen: A synthesized peptide

Uniprot ID: P31749

Synonyms: AKT1 (p-S473);p-AKT1 (S473)

Inhibitor · Natural Compounds · Compound Libraries · Recombinant Proteins

This product is for Research Use Only · Not for Human or Veterinary or Therapeutic Use

Tel:781-999-4286 E_mail:info@targetmol.com Address:34 Washington Street,Wellesley Hills,MA 02481