

Anti-PDK1 Antibody (4S37)

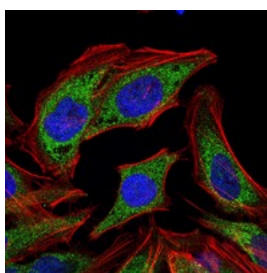
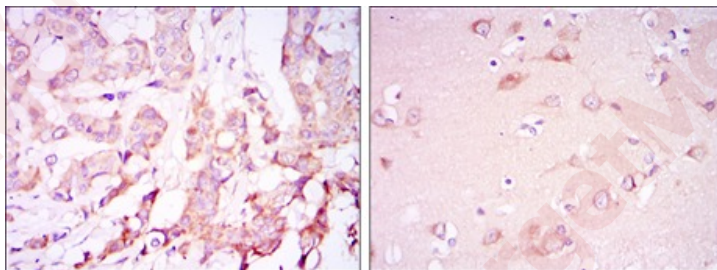
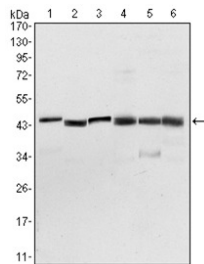
Product Details

| | |
|---------------|-----------------------|
| Reactivity: | Human,Rat,Monkey |
| Conjugation: | Unconjugated |
| Clone: | 4S37 |
| Purification: | Affinity purification |

Applications

Verified Activity:

1. Western Blot analysis using PDK1 Monoclonal Antibody against NIH/3T3 (1), HeLa (2), Jurkat (3), HepG2 (4), PC-12 (5), and Cos7 (6) cell lysate.
2. Immunohistochemistry analysis of paraffin-embedded breast cancer tissues (left) and brain tissues (right) with DAB staining using PDK1 Monoclonal Antibody.
3. Immunofluorescence analysis of HELA cells using PDK1 Monoclonal Antibody (green).



Application: ELISA,FCM,IF,IHC,WB

Recommended WB: 1:500-2000; IHC: 1:200-1000; IF: 1:200-1000; FCM: 1:200-400; ELISA: 1:10000

Properties

Stability & Storage: Store at -20°C or -80°C for 12 months. Avoid repeated freeze-thaw cycles.

Shipping: Shipping with blue ice.

Antigen Details

Immunogen: Recombinant Protein: human PDK1

Antigen Species: human

Gene ID: 5163

Uniprot ID: Q15118

Synonyms: PDHK1;pyruvate dehydrogenase kinase, isozyme 1

Inhibitor · Natural Compounds · Compound Libraries · Recombinant Proteins

This product is for Research Use Only· Not for Human or Veterinary or Therapeutic Use

Tel:781-999-4286 E_mail:info@targetmol.com Address:34 Washington Street,Wellesley Hills,MA 02481