

Anti-PDGF R alpha/PDGFRα Antibody (7T981)

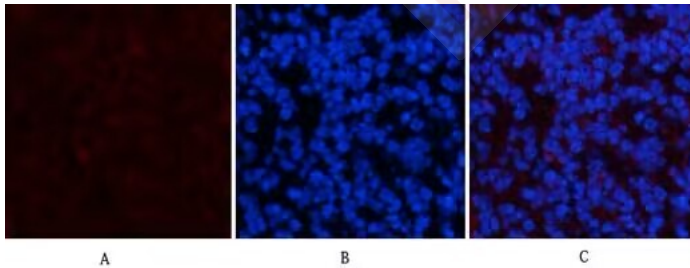
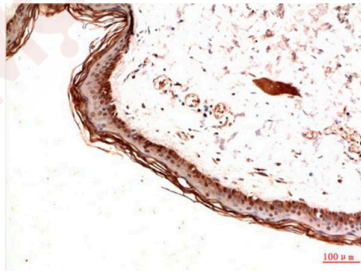
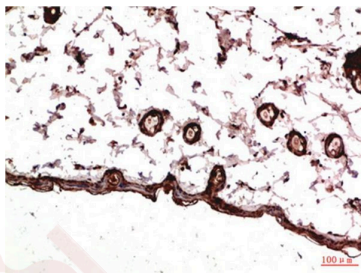
Product Details

Ig Type:	IgG1
Reactivity:	Human,Mouse,Rat
Conjugation:	Unconjugated
Molecular Weight:	Theoretical: 180 kDa.
Clone:	7T981

Applications

Verified Activity:

1. Immunohistochemical analysis of paraffin-embedded Rat Skin Tissue using PDGFR α Mouse mAb diluted at 1:200.
2. Immunohistochemical analysis of paraffin-embedded Human Skin Tissue using PDGFR α Mouse mAb diluted at 1:200.
3. Immunofluorescence analysis of mouse-spleen tissue.



Application:	ICC/IF,IHC
Recommended	IHC: 1:100-200; ICC/IF: 1:50-200

A DRUG SCREENING EXPERT

Properties

Stability & Storage: Store at -20°C or -80°C for 12 months. Avoid repeated freeze-thaw cycles.

Shipping: Shipping with blue ice.

Antigen Details

Immunogen: A synthesized peptide

Uniprot ID: P16234

Synonyms: PDGFR2;PDGF R α /PDGFRA Protein, Human, Recombinant (His & Avi), Biotinylated;MGC74795; PDGFRA;PDGFR-2;CD140A;RHEPDGFRA

Inhibitor · Natural Compounds · Compound Libraries · Recombinant Proteins

This product is for Research Use Only · Not for Human or Veterinary or Therapeutic Use

Tel:781-999-4286 E_mail:info@targetmol.com Address:34 Washington Street,Wellesley Hills,MA 02481