

Anti-PCNA Antibody (8X645)

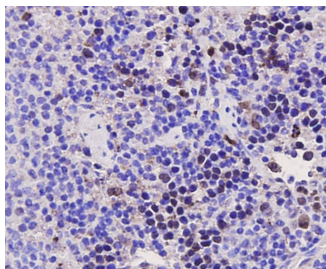
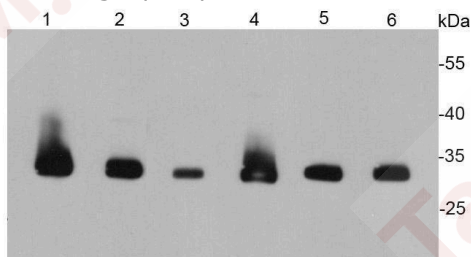
Product Details

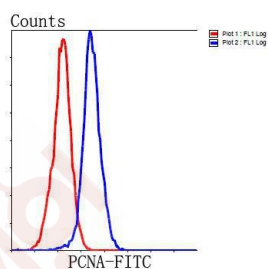
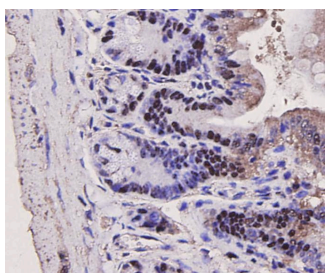
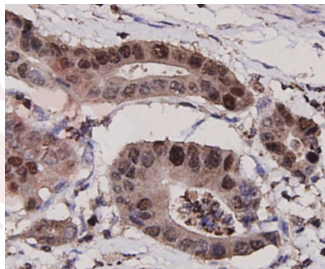
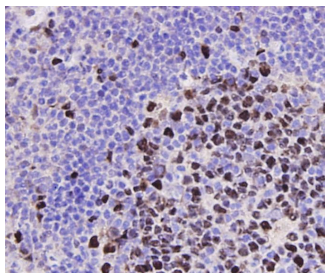
| | |
|-------------------|------------------------|
| Reactivity: | Human,Mouse,Rat |
| Conjugation: | Unconjugated |
| Molecular Weight: | Theoretical: 29 kDa. |
| Clone: | 8X645 |
| Purification: | ProA affinity purified |

Applications

Verified Activity:

1. Western blot analysis of PCNA on different cell lysates using anti-PCNA antibody at 1/1000 dilution. Positive control: Line 1: L929, Line 2: MCF-7, Line 3: PC12, Line 4: Raji, Line 5: F9, Line 6: A549.
2. Immunohistochemical analysis of paraffin-embedded mouse spleen tissue using anti-PCNA antibody. Counter stained with hematoxylin.
3. Immunohistochemical analysis of paraffin-embedded human tonsil tissue using anti-PCNA antibody. Counter stained with hematoxylin.
4. Immunohistochemical analysis of paraffin-embedded human stomach carcinoma tissue using anti-PCNA antibody. Counter stained with hematoxylin.
5. Immunohistochemical analysis of paraffin-embedded mouse large intestine tissue using anti-PCNA antibody. Counter stained with hematoxylin.
6. Flow cytometric analysis of Hela cells with PCNA antibody at 1/100 dilution (blue) compared with an unlabelled control (cells without incubation with primary antibody; red). Goat anti mouse IgG (FITC) was used as the secondary antibody.





Application: FCM,IHC,WB
Recommended WB: 1:1000-2000; IHC: 1:200; FCM: 1:100

Properties

Stability & Storage: Store at -20°C or -80°C for 12 months. Avoid repeated freeze-thaw cycles.

Shipping: Shipping with blue ice.

Antigen Details

Immunogen: Recombinant Protein
Uniprot ID: P12004
Synonyms: proliferating cell nuclear antigen;ATLD2

Research Background

PCNA (Proliferating cell nuclear antigen) is an auxiliary protein of DNA polymerase delta and is involved in the control of eukaryotic DNA replication by increasing the polymerase's processibility during elongation of the leading strand. It induces a robust stimulatory effect on the 3'-5' exonuclease and 3'-phosphodiesterase, but not apurinic-aprimidinic (AP) endonuclease, APEX2 activities.

Inhibitor · Natural Compounds · Compound Libraries · Recombinant Proteins

This product is for Research Use Only · Not for Human or Veterinary or Therapeutic Use

Tel:781-999-4286 E_mail:info@targetmol.com Address:34 Washington Street,Wellesley Hills,MA 02481