

Anti-NFKB1 Antibody (6X277)

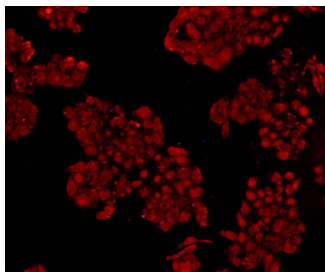
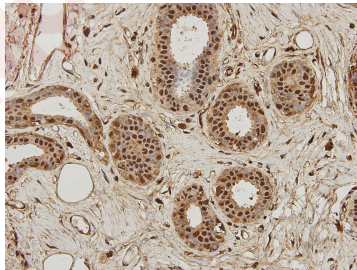
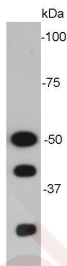
Product Details

Reactivity:	Human,Mouse
Conjugation:	Unconjugated
Molecular Weight:	Theoretical: 50 kDa.
Clone:	6X277
Purification:	ProA affinity purified

Applications

Verified Activity:

1. Western blot analysis of NF- κ B p105/p50 on MCF-7 cell lysates.
2. Immunohistochemical analysis of paraffin-embedded human breast carcinoma tissue using anti-NF- κ B p105/p50 antibody. Counter stained with hematoxylin.
3. ICC staining NF- κ B p105/p50 in HepG2 cells (red). Cells were fixed in paraformaldehyde, permeabilised with 0.25% Triton X100/PBS.



Application:	ICC,IHC,WB
Recommended	WB: 1:1000-2000; IHC: 1:200-500; ICC: 1:200

Properties

Stability & Storage: Store at -20°C or -80°C for 12 months. Avoid repeated freeze-thaw cycles.

Shipping: Shipping with blue ice.

Antigen Details

Immunogen: KLH conjugated synthetic peptide: NF- κ B p105/p50

Uniprot ID: P19838

Synonyms: Nuclear factor NF-kappa-B p105 subunit;DNA-binding factor KBF1;EBP-1;Nuclear factor of kappa light polypeptide gene enhancer in B-cells 1;NFKB1

Research Background

NF-kappa-B is a pleiotropic transcription factor present in almost all cell types and is the endpoint of a series of signal transduction events that are initiated by a vast array of stimuli related to many biological processes such as inflammation, immunity, differentiation, cell growth, tumorigenesis and apoptosis. NF-kappa-B is a homo- or heterodimeric complex formed by the Rel-like domain-containing proteins RELA/p65, RELB, NFKB1/p105, NFKB1/p50, REL and NFKB2/p52 and the heterodimeric p65-p50 complex appears to be most abundant one. The dimers bind at kappa-B sites in the DNA of their target genes and the individual dimers have distinct preferences for different kappa-B sites that they can bind with distinguishable affinity and specificity. Different dimer combinations act as transcriptional activators or repressors, respectively. NF-kappa-B is controlled by various mechanisms of post-translational modification and subcellular compartmentalization as well as by interactions with other cofactors or corepressors. NF-kappa-B heterodimeric p65-p50 and RelB-p50 complexes are transcriptional activators.

Inhibitor · Natural Compounds · Compound Libraries · Recombinant Proteins

This product is for Research Use Only · Not for Human or Veterinary or Therapeutic Use

Tel:781-999-4286 E_mail:info@targetmol.com Address:34 Washington Street,Wellesley Hills,MA 02481