

Anti-MMP11 Antibody (2X863)

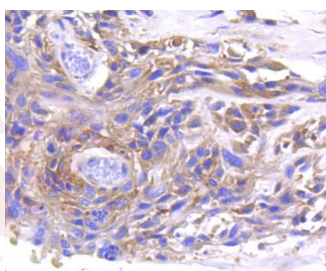
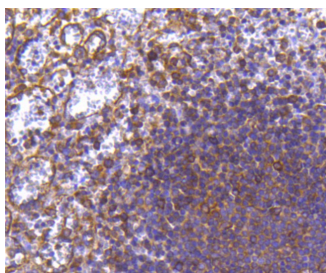
Product Details

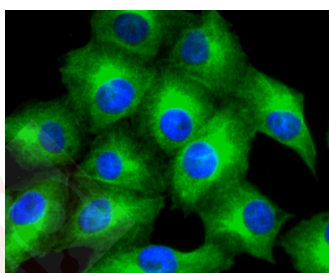
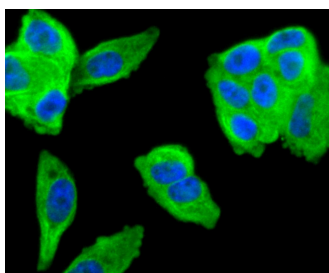
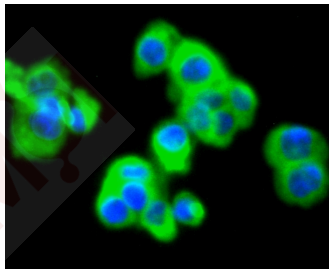
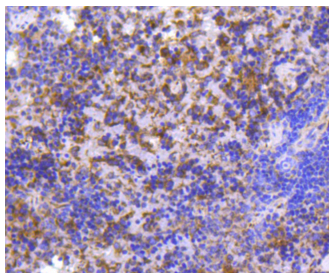
Ig Type:	IgG
Conjugation:	Unconjugated
Clone:	2X863

Applications

Verified Activity:

1. Western blot analysis of MMP11 on mouse spleen lysates using anti-MMP11 antibody at 1/1,000 dilution.
2. Immunohistochemical analysis of paraffin-embedded human spleen tissue using anti-MMP11 antibody. Counter stained with hematoxylin.
3. Immunohistochemical analysis of paraffin-embedded human breast carcinoma tissue using anti-MMP11 antibody. Counter stained with hematoxylin.
4. Immunohistochemical analysis of paraffin-embedded mouse spleen tissue using anti-MMP11 antibody. Counter stained with hematoxylin.
5. ICC staining MMP11 in SW480 cells (green). The nuclear counter stain is DAPI (blue). Cells were fixed in paraformaldehyde, permeabilised with 0.25% Triton X100/PBS.
6. ICC staining MMP11 in MCF-7 cells (green). The nuclear counter stain is DAPI (blue). Cells were fixed in paraformaldehyde, permeabilised with 0.25% Triton X100/PBS.
7. ICC staining MMP11 in A549 cells (green). The nuclear counter stain is DAPI (blue). Cells were fixed in paraformaldehyde, permeabilised with 0.25% Triton X100/PBS.





Properties

Shipping: Shipping with blue ice.

Antigen Details

Synonyms: MMP 11

Inhibitor · Natural Compounds · Compound Libraries · Recombinant Proteins

This product is for Research Use Only · Not for Human or Veterinary or Therapeutic Use

Tel:781-999-4286 E_mail:info@targetmol.com Address:34 Washington Street,Wellesley Hills,MA 02481