

## Anti-HGPRT Antibody (2V553)

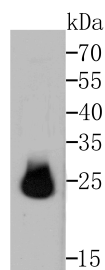
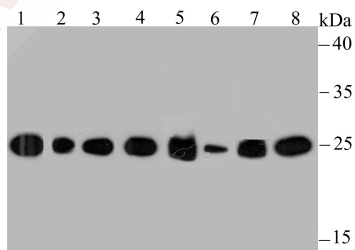
### Product Details

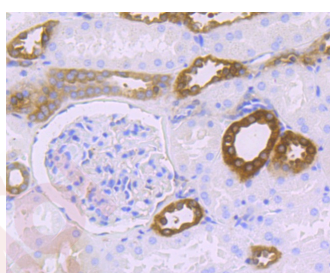
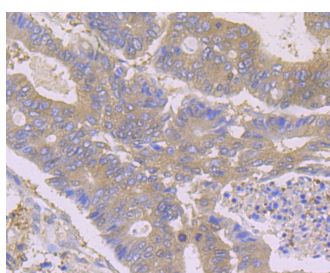
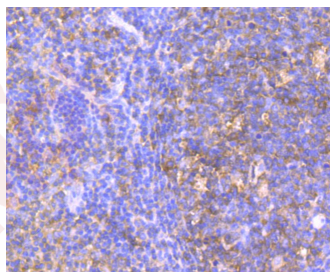
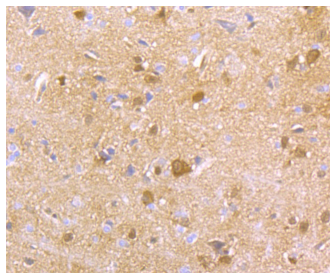
Ig Type:	IgG
Reactivity:	Human,Mouse,Rat,zebrafish
Conjugation:	Unconjugated
Molecular Weight:	Theoretical: 25 kDa.
Clone:	2V553
Purification:	ProA affinity purified

### Applications

#### Verified Activity:

1. Western blot analysis of HPRT on different lysates using anti-HPRT antibody at 1/500 dilution. Positive control: Lane 1: HeLa, Lane 2: A431, Lane 3: MCF-7, Lane 4: 293, Lane 5: Rat kidney, Lane 6: Rat brain, Lane 7: Mouse testis, Lane 8: Mouse colon.
2. Western blot analysis of HPRT on Zebrafish tissue lysates using anti-HPRT antibody at 1/500 dilution.
3. Immunohistochemical analysis of paraffin-embedded rat brain tissue using anti-HPRT antibody. Counter stained with hematoxylin.
4. Immunohistochemical analysis of paraffin-embedded human tonsil tissue using anti-HPRT antibody. Counter stained with hematoxylin.
5. Immunohistochemical analysis of paraffin-embedded human colon cancer tissue using anti-HPRT antibody. Counter stained with hematoxylin.
6. Immunohistochemical analysis of paraffin-embedded human colon cancer tissue using anti-HPRT antibody. Counter stained with hematoxylin.





Application: IHC,IP,WB

Recommended WB: 1:500-2000; IHC: 1:50-200; IP: 1:10-50

### Properties

Stability & Storage: Store at -20°C or -80°C for 12 months. Avoid repeated freeze-thaw cycles.

Shipping: Shipping with blue ice.

### Antigen Details

Immunogen: Recombinant Protein

Uniprot ID: P00492

Synonyms: HPRT1;Hypoxanthine-Guanine Phosphoribosyltransferase;HPRT;HGPRTase;HGPRT

### Research Background

HPRT (hypoxanthine phosphoribosyltransferase 1), also known as HGPRT or HPRT1, is a 218 amino acid cytoplasmic protein that belongs to the purine/pyrimidine phosphoribosyltransferase family. Involved in purine metabolism, HPRT functions as a purine salvage enzyme that catalyzes the conversion of hypoxanthine and guanine to their respective mononucleotides (inosine monophosphate and guanosine monophosphate, respectively). HPRT exists as a homotetramer that can bind two magnesium ions as cofactors. Defects in the gene encoding HPRT are the cause of

## A DRUG SCREENING EXPERT

---

gout and Lesch-Nyhan syndrome (LNS), both of which are characterized by a partial or complete lack of HPRT enzymatic activity. While a partial loss of HPRT enzymatic activity results in a buildup of uric acid (gout), a total loss of enzymatic activity results in hyperuricaemia, mental retardation, choreoathetosis and compulsive self-mutilation, all of which are symptoms associated with LNS. The severity of these diseases suggests an essential role for HPRT in purine metabolism.

**Inhibitor · Natural Compounds · Compound Libraries · Recombinant Proteins**

This product is for Research Use Only · Not for Human or Veterinary or Therapeutic Use

Tel:781-999-4286 E\_mail:info@targetmol.com Address:34 Washington Street,Wellesley Hills,MA 02481