

Anti-CBX5 Antibody (6Z70)

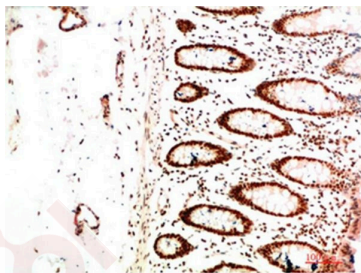
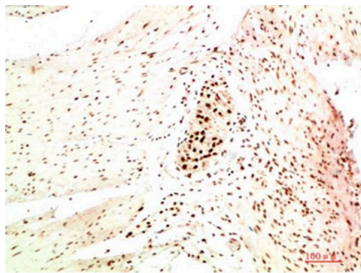
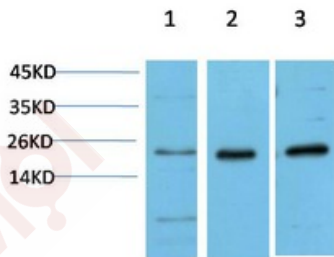
Product Details

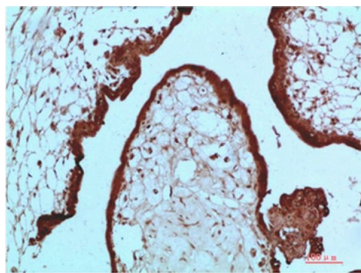
Ig Type:	IgG1
Reactivity:	Human,Mouse,Rat
Conjugation:	Unconjugated
Molecular Weight:	Theoretical: 22 kDa.
Clone:	6Z70

Applications

Verified Activity:

1. Western blot analysis of 1) Hela Cell Lysate, 2) 3T3 Cell Lysate, 3) PC12 Cell Lysate using HP-1 α Mouse mAb diluted at 1:1000.
2. Immunohistochemical analysis of paraffin-embedded Human Colon Carcinoma Tissue using HP-1 α Mouse mAb diluted at 1:200.
3. Immunohistochemical analysis of paraffin-embedded Human Colon Carcinoma Tissue using HP-1 α Mouse mAb diluted at 1:200.
4. Immunohistochemical analysis of paraffin-embedded Human Placenta Tissue using HP-1 α Mouse mAb diluted at 1:200.





Application: IHC,WB

Recommended WB: 1:500-2000; IHC: 1:50-2000

Properties

Stability & Storage: Store at -20°C or -80°C for 12 months. Avoid repeated freeze-thaw cycles.

Shipping: Shipping with blue ice.

Antigen Details

Immunogen: Recombinant Protein: HP-1 α

Uniprot ID: P45973

Synonyms: Chromobox protein homolog 5;Antigen p25;CBX5;HP1A;Heterochromatin protein 1 homolog alpha (HP1 alpha)

Inhibitor · Natural Compounds · Compound Libraries · Recombinant Proteins

This product is for Research Use Only · Not for Human or Veterinary or Therapeutic Use

Tel:781-999-4286 E_mail:info@targetmol.com Address:34 Washington Street,Wellesley Hills,MA 02481
