

Anti-SYNCRIP Antibody (3C999)

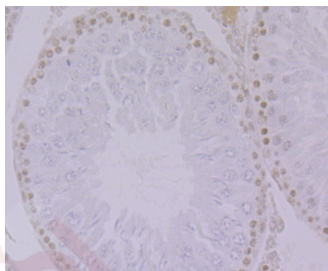
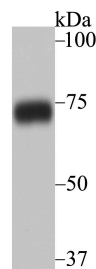
Product Details

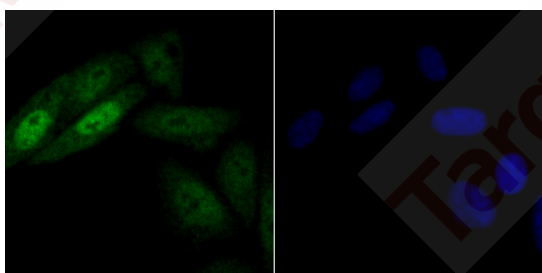
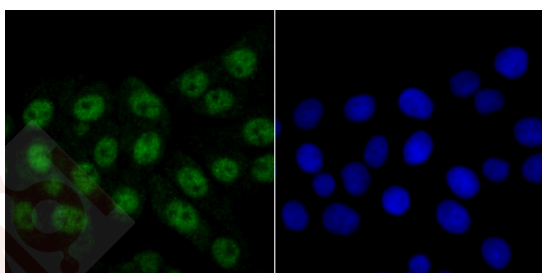
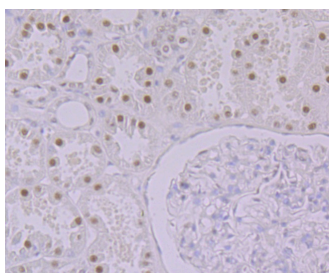
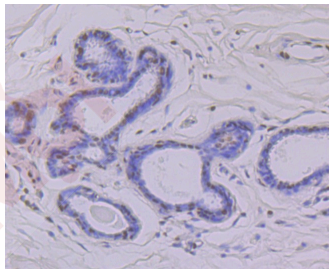
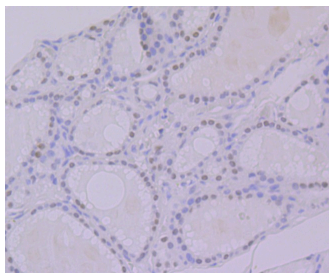
Ig Type:	IgG
Reactivity:	Human,Mouse,Rat
Conjugation:	Unconjugated
Molecular Weight:	Theoretical: 70 kDa.
Clone:	3C999
Purification:	ProA affinity purified

Applications

Verified Activity:

1. Western blot analysis of hnRNP Q on K562 cell lysate using anti-hnRNP Q antibody at 1/1,000 dilution.
2. Immunohistochemical analysis of paraffin-embedded rat testis tissue using anti-hnRNP Q antibody. Counter stained with hematoxylin.
3. Immunohistochemical analysis of paraffin-embedded human thyroid gland tissue using anti-hnRNP Q antibody. Counter stained with hematoxylin.
4. Immunohistochemical analysis of paraffin-embedded human breast tissue using anti-hnRNP Q antibody. Counter stained with hematoxylin.
5. Immunohistochemical analysis of paraffin-embedded human kidney tissue using anti-hnRNP Q antibody. Counter stained with hematoxylin.
6. ICC staining hnRNP Q in LOVO cells (green). The nuclear counter stain is DAPI (blue). Cells were fixed in paraformaldehyde, permeabilised with 0.25% Triton X100/PBS.
7. ICC staining hnRNP Q in SiHa cells (green). The nuclear counter stain is DAPI (blue). Cells were fixed in paraformaldehyde, permeabilised with 0.25% Triton X100/PBS.





Application: ICC,IF,IHC,WB

Recommended WB: 1:500-2000; IHC: 1:50-200; ICC: 1:50-200

Properties

Stability & Storage: Store at -20°C or -80°C for 12 months. Avoid repeated freeze-thaw cycles.

Shipping: Shipping with blue ice.

Antigen Details

Immunogen:	Recombinant Protein: C-terminal human hnRNP Q
Antigen Species:	Human
Uniprot ID:	O60506
Synonyms:	cytoplasmic RNA-interacting protein;GRY-RBP;hnRNP Q;NSAP1;NS1-associated protein 1; Synaptotagmin-binding;Glycine- and tyrosine-rich RNA-binding protein;Heterogeneous nuclear ribonucleoprotein Q;HNRPQ

Research Background

Pre-mRNA splicing is a critical step in the posttranscriptional regulation of gene expression. Heterogeneous nuclear ribonucleoprotein Q (hnRNP Q) is involved in RNA processing and is necessary for efficient pre-mRNA splicing. hnRNP is widely expressed and developmentally regulated. hnRNP Q interacts with survival motor neuron protein (SMN). Loss of function of SMN results in spinal muscular atrophy, a common neurodegenerative disease. The most common deletion in SMN genes disrupts the interaction between SMN and hnRNP Q. hnRNP Q is upregulated after midnight, and this upregulation correlates with an abrupt decline in AANAT, the key enzyme in melatonin synthesis. Rhythmic AANAT mRNA degradation mediated in part by hnRNP Q implicates this enzyme in the regulation of circadian oscillation.

Inhibitor · Natural Compounds · Compound Libraries · Recombinant Proteins

This product is for Research Use Only · Not for Human or Veterinary or Therapeutic Use

Tel:781-999-4286 E_mail:info@targetmol.com Address:34 Washington Street,Wellesley Hills,MA 02481