

Anti-HNF4A Antibody (1Y813)

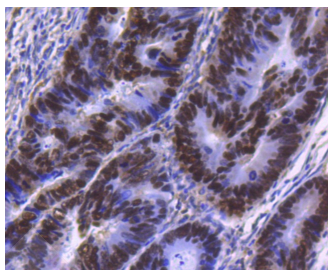
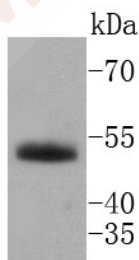
Product Details

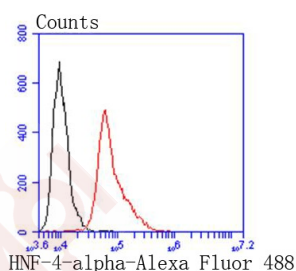
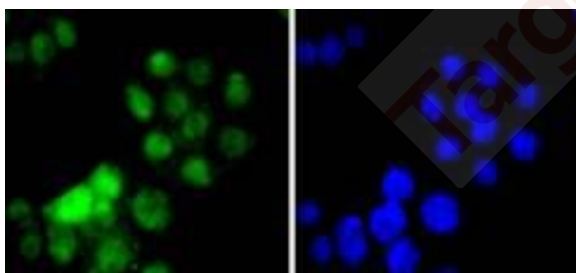
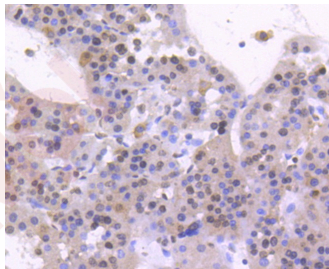
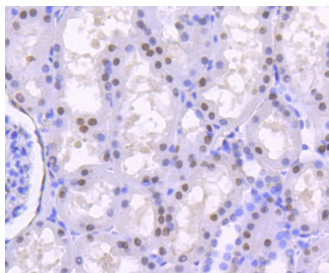
Ig Type:	IgG
Reactivity:	Human
Conjugation:	Unconjugated
Molecular Weight:	Theoretical: 53 kDa.
Clone:	1Y813
Purification:	ProA affinity purified

Applications

Verified Activity:

1. Western blot analysis of HNF-4-alpha on human kidney lysates using anti-HNF-4-alpha antibody at 1/1,000 dilution.
2. Immunohistochemical analysis of paraffin-embedded human colon cancer tissue using anti-HNF-4-alpha antibody. Counter stained with hematoxylin.
3. Immunohistochemical analysis of paraffin-embedded human kidney tissue using anti-HNF-4-alpha antibody. Counter stained with hematoxylin.
4. Immunohistochemical analysis of paraffin-embedded human liver cancer tissue using anti-HNF-4-alpha antibody. Counter stained with hematoxylin.
5. ICC staining HNF-4-alpha in SW480 cells (green). The nuclear counter stain is DAPI (blue). Cells were fixed in paraformaldehyde, permeabilised with 0.25% Triton X100/PBS.
6. Flow cytometric analysis of HepG2 cells with HNF-4-alpha antibody at 1/50 dilution (red) compared with an unlabelled control (cells without incubation with primary antibody; black). Alexa Fluor 488-conjugated goat anti rabbit IgG was used as the secondary antibody.





Application: FCM, ICC/IF, IHC, WB

Recommended WB: 1:1000; IHC: 1:100-500; ICC/IF: 1:50-200; FCM: 1:50-100

Properties

Stability & Storage: Store at -20°C or -80°C for 12 months. Avoid repeated freeze-thaw cycles.

Shipping: Shipping with blue ice.

Antigen Details

Immunogen: Recombinant Protein

Uniprot ID: P41235

Research Background

HNF-4 alpha is a transcription factor that binds DNA as a homodimer. HNF-4 alpha is important in liver, kidney, and intestinal development. It has also been intensely studied as one of a variety of genes responsible for diabetes mellitus. HNF-4 alpha has been shown in knock out mice to be essential for the morphogenic and functional differentiation of hepatocytes. HNF-4 alpha is a dominant regulator of epithelial phenotypes able to drive the mesenchymal-to-epithelial transition when expressed in fibroblasts.

Inhibitor · Natural Compounds · Compound Libraries · Recombinant Proteins

This product is for Research Use Only · Not for Human or Veterinary or Therapeutic Use

Tel:781-999-4286 E_mail:info@targetmol.com Address:34 Washington Street,Wellesley Hills,MA 02481