

Anti-Phospho-HIST1H3A (Ser10) Polyclonal Antibody

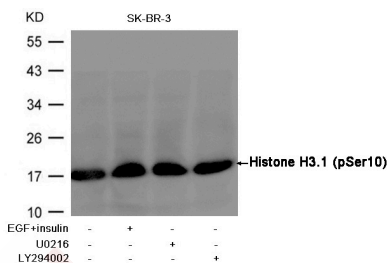
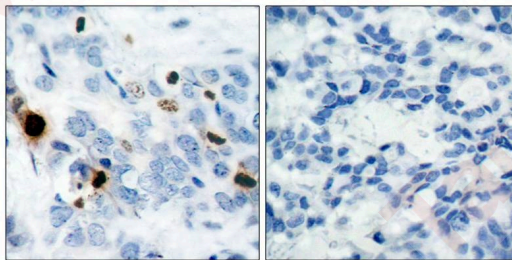
Product Details

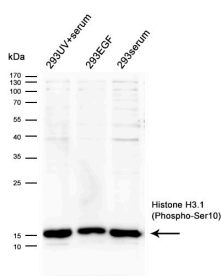
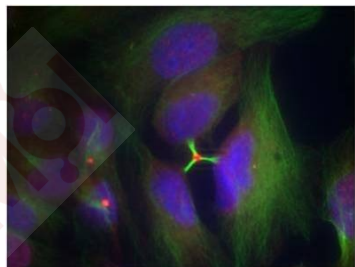
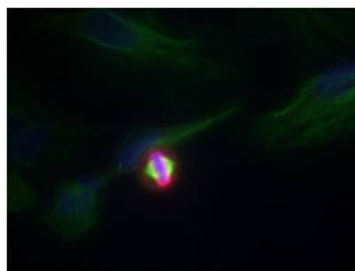
Ig Type: IgG
Reactivity: Human, Mouse, Rat
Conjugation: Unconjugated
Molecular Weight: Actual: 17 kDa.
Purification: Antibodies were produced by immunizing rabbits with synthetic phosphopeptide and KLH conjugates. Antibodies were purified by affinity-chromatography using epitope-specific phosphopeptide. Non-phospho specific antibodies were removed by chromatography using non-phosphopeptide.

Applications

Verified Activity:

1. Immunohistochemical analysis of paraffin-embedded human breast carcinoma tissue using Histone H3.1 (Phospho-Ser10) Antibody TMAC-01949 (left) or the same antibody preincubated with blocking peptide (right).
2. Western blot analysis of extracts from SK-BR-3 cells, treated with insulin and EGF, and pretreated with U0126 and LY294002 cells using Histone H3.1 (Phospho-Ser10) Antibody TMAC-01949.
3. Immunofluorescence staining of methanol-fixed Hela cells using Histone H3.1 (Phospho-Ser10) Antibody TMAC-01949.
4. Immunofluorescence staining of methanol-fixed Hela cells using Histone H3.1 (Phospho-Ser10) Antibody TMAC-01949.
5. Western blot analysis of extracts of various cell lines, using Histone H3.1 (Phospho-Ser10) Antibody TMAC-01949





Application: IF,IHC,WB

Properties

Stability & Storage: Store at 2°C-8°C for 1 month. Store at -20°C or -80°C for 12 months. Avoid repeated freeze-thaw cycles.

Shipping: Shipping with blue ice.

Antigen Details

Immunogen: Peptide sequence around phosphorylation site of serine 10 (R-K-S(p)-T-G) derived from Human Histone H31

Antigen Species: Human

Uniprot ID: P68431

Synonyms: p-HIST1H3A (Ser10);HIST1H3A (p-S10);p-HIST1H3A (S10);HIST1H3A (p-Ser10)

Research Background

Core component of nucleosome. Nucleosomes wrap and compact DNA into chromatin, limiting DNA accessibility to the cellular machineries which require DNA as a template. Histones thereby play a central role in transcription regulation, DNA repair, DNA replication and chromosomal stability. DNA accessibility is regulated via a complex set of post-translational modifications of histones, also called histone code, and nucleosome remodeling.

Inhibitor · Natural Compounds · Compound Libraries · Recombinant Proteins

This product is for Research Use Only · Not for Human or Veterinary or Therapeutic Use

Tel:781-999-4286 E_mail:info@targetmol.com Address:34 Washington Street,Wellesley Hills,MA 02481