

Anti-Mono/Di-methyl-HIST1H3A (Lys79) Antibody (2D87)

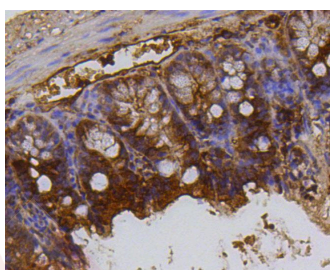
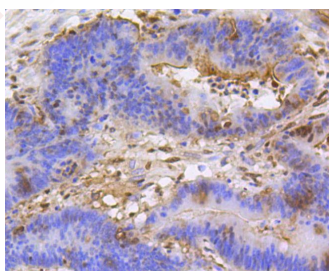
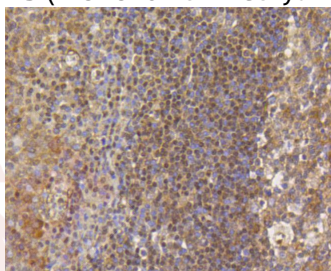
Product Details

Ig Type:	IgG
Reactivity:	Human,Mouse,Rat
Conjugation:	Unconjugated
Molecular Weight:	Theoretical: 15 kDa.
Clone:	2D87
Purification:	ProA affinity purified

Applications

Verified Activity:

1. Immunohistochemical analysis of paraffin-embedded human tonsil tissue using anti-Histone H3 (mono+di+tri methyl K79) antibody. Counter stained with hematoxylin.
2. Immunohistochemical analysis of paraffin-embedded human colon cancer tissue using anti-Histone H3 (mono+di+tri methyl K79) antibody. Counter stained with hematoxylin.
3. Immunohistochemical analysis of paraffin-embedded mouse colon tissue using anti-Histone H3 (mono+di+tri methyl K79) antibody. Counter stained with hematoxylin.



Application:	IHC,WB
Recommended	WB: 1:1000-2000; IHC: 1:50-200

Properties

Stability & Storage: Store at -20°C or -80°C for 12 months. Avoid repeated freeze-thaw cycles.

Shipping: Shipping with blue ice.

Antigen Details

Immunogen: Recombinant Protein

Uniprot ID: P68431

Synonyms: H3K79me/me₂;Mono/Di-methyl-HIST1H3A (K79);Mono/DiMe-H3K79;Mono/Di-Me-HIST1H3A (K79);Mono/Di-Me-HIST1H3A (Lys79);Histone H3K79-mono/dimethylated

Research Background

Eukaryotic histones are basic and water soluble nuclear proteins that form hetero-octameric nucleosome particles by wrapping 146 base pairs of DNA in a left-handed super-helical turn sequentially to form chromosomal fiber. Two molecules of each of the four core histones (H2A, H2B, H3, and H4) form the octamer; formed of two H2A-H2B dimers and two H3-H4 dimers, forming two nearly symmetrical halves by tertiary structure. Over 80% of nucleosomes contain the linker Histone H1, derived from an intronless gene, that interacts with linker DNA between nucleosomes and mediates compaction into higher order chromatin. Histones are subject to posttranslational modification by enzymes primarily on their N-terminal tails, but also in their globular domains. Such modifications include methylation, citrullination, acetylation, phosphorylation, sumoylation, ubiquitination and ADP-ribosylation.

Inhibitor · Natural Compounds · Compound Libraries · Recombinant Proteins

This product is for Research Use Only · Not for Human or Veterinary or Therapeutic Use

Tel:781-999-4286 E_mail:info@targetmol.com Address:34 Washington Street,Wellesley Hills,MA 02481