

Anti-HMOX1 Antibody (2F853)

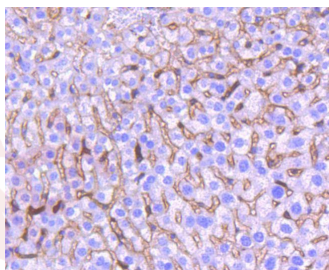
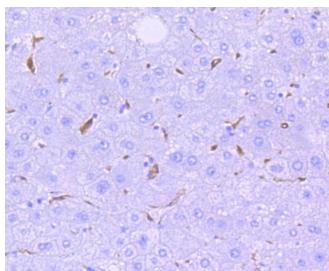
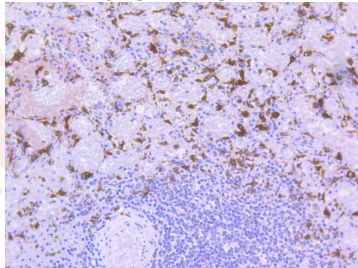
Product Details

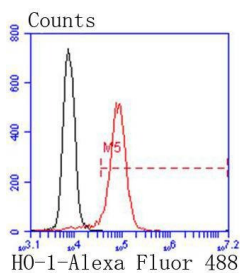
Ig Type:	IgG
Reactivity:	Human,Mouse,Rat
Conjugation:	Unconjugated
Molecular Weight:	Theoretical: 33 kDa.
Clone:	2F853
Purification:	ProA affinity purified

Applications

Verified Activity:

1. Immunohistochemical analysis of paraffin-embedded human spleen tissue using anti-HO-1 antibody. Counter stained with hematoxylin.
2. Immunohistochemical analysis of paraffin-embedded human liver tissue using anti-HO-1 antibody. Counter stained with hematoxylin.
3. Immunohistochemical analysis of paraffin-embedded mouse liver tissue using anti-HO-1 antibody. Counter stained with hematoxylin.
4. Flow cytometric analysis of Jurkat cells with HO-1 antibody at 1/50 dilution (red) compared with an unlabelled control (cells without incubation with primary antibody; black). Alexa Fluor 488-conjugated goat anti rabbit IgG was used as secondary antibody.





Application: FCM,ICC/IF,IHC,IP,WB

Recommended WB: 1:1000; IHC:1:50-200; FC: 1:50-100

Properties

Stability & Storage: Store at -20°C or -80°C for 12 months. Avoid repeated freeze-thaw cycles.

Shipping: Shipping with blue ice.

Antigen Details

Immunogen: Recombinant Protein

Uniprot ID: P09601

Synonyms: HO1;HMOX1;Heme oxygenase 1;HO-1;HO

Research Background

Heme oxygenases are microsomal enzymes that cleave heme to produce the antioxidant biliverdin, inorganic iron and carbon monoxide (CO). The activity of Heme Oxygenase 1 (HO-1), also designated HSP 32, is highly inducible in response to numerous stimuli, including heme, heavy metals, hormones and oxidative stress. Heme Oxygenase 2, in contrast, appears to be constitutively expressed in mammalian tissues. Heme Oxygenase 2 is involved in the production of carbon monoxide (CO) in brain, where CO is thought to act as a neurotransmitter. The CO signaling system closely parallels the signaling pathway involving nitric oxide, and regulation of the two systems is closely linked. Heme Oxygenase 3 is found in the spleen, liver, thymus, prostate, heart, kidney, brain and testis. A poor heme catalyst, Heme Oxygenase 3 has two heme regulatory motifs that may be involved in heme binding.

Inhibitor · Natural Compounds · Compound Libraries · Recombinant Proteins

This product is for Research Use Only · Not for Human or Veterinary or Therapeutic Use

Tel:781-999-4286 E_mail:info@targetmol.com Address:34 Washington Street,Wellesley Hills,MA 02481