

Anti-HSPA5 Antibody (2Y907)

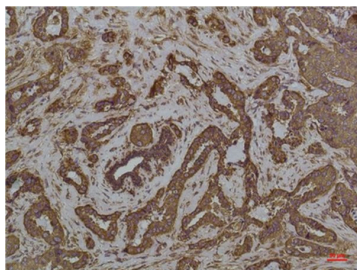
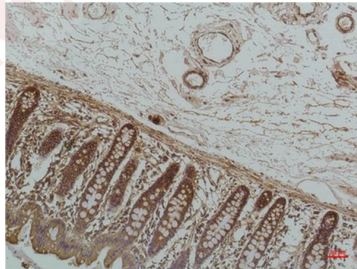
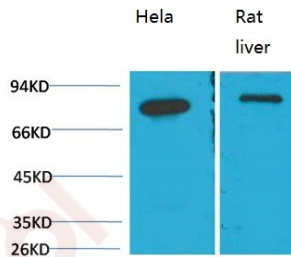
Product Details

Ig Type:	IgG1
Reactivity:	Human,Rat
Conjugation:	Unconjugated
Molecular Weight:	Theoretical: 78 kDa.
Clone:	2Y907

Applications

Verified Activity:

1. Western blot analysis of 1)Hela, 2) Rat LiverTissue with GRP78/Bip Mouse mAb diluted at 1:2,000.
2. Immunohistochemical analysis of paraffin-embedded Human Colon Caricnoma using GRP78/BipMouse mAb diluted at 1:200.
3. Immunohistochemical analysis of paraffin-embedded Human Breast Caricnoma using GRP78/BipMouse mAb diluted at 1:200.



Application:	IHC,WB
Recommended	WB: 1:1000-2000; IHC: 1:100-200

Properties

Stability & Storage: Store at -20°C or -80°C for 12 months. Avoid repeated freeze-thaw cycles.

Shipping: Shipping with blue ice.

Antigen Details

Immunogen: A synthesized peptide

Uniprot ID: P11021

Synonyms: 78 kDa glucose-regulated protein;HSPA 5;GRP78;HSP70 family protein 5;EC 3.6.4.10; Immunoglobulin heavy chain-binding protein;BiP;Binding-immunoglobulin protein;GRP-78; Endoplasmic reticulum chaperone BiP;Heat shock protein 70 family protein 5;Heat shock protein family A member 5

Inhibitor · Natural Compounds · Compound Libraries · Recombinant Proteins

This product is for Research Use Only · Not for Human or Veterinary or Therapeutic Use

Tel:781-999-4286 E_mail:info@targetmol.com Address:34 Washington Street,Wellesley Hills,MA 02481