

## Anti-GRIM19 Antibody (2M560)

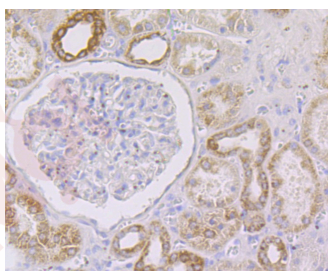
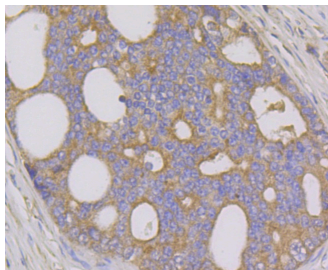
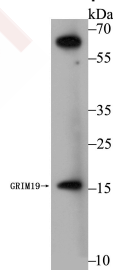
### Product Details

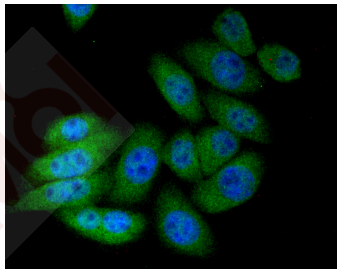
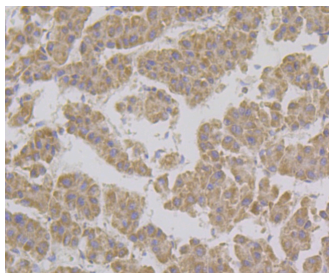
Ig Type:	IgG
Reactivity:	Human
Conjugation:	Unconjugated
Molecular Weight:	Theoretical: 17 kDa.
Clone:	2M560
Purification:	ProA affinity purified

### Applications

#### Verified Activity:

1. Western blot analysis of GRIM19 on MCF-7 cell using anti-GRIM19 antibody at 1/1,000 dilution.
2. Immunohistochemical analysis of paraffin-embedded human prostate cancer tissue using anti-GRIM19 antibody. Counter stained with hematoxylin.
3. Immunohistochemical analysis of paraffin-embedded human kidney tissue using anti-GRIM19 antibody. Counter stained with hematoxylin.
4. Immunohistochemical analysis of paraffin-embedded human liver tissue using anti-GRIM19 antibody. Counter stained with hematoxylin.
5. ICC staining GRIM19 in HepG2 cells (green). The nuclear counter stain is DAPI (blue). Cells were fixed in paraformaldehyde, permeabilised with 0.25% Triton X100/PBS.





Application: ICC,IHC,WB

Recommended WB: 1:500-1000; IHC: 1:50-200; ICC: 1:50-200

### Properties

Stability & Storage: Store at -20°C or -80°C for 12 months. Avoid repeated freeze-thaw cycles.

Shipping: Shipping with blue ice.

### Antigen Details

Immunogen: Recombinant Protein: human GRIM19 aa 1-150

Antigen Species: human

Uniprot ID: Q9P0J0

Synonyms: NADH ubiquinone oxidoreductase B16.6 subunit; CGI39 protein; Gene associated with retinoic interferon induced mortality 19 protein; NADH dehydrogenase [ubiquinone] 1 alpha subcomplex subunit 13; NADH dehydrogenase (ubiquinone) 1 alpha subcomplex, 13; NDUFA13; NDUAD\_HUMAN; CI-B16.6; RGD1565358; CGI-39; B16.6; NADH-ubiquinone oxidoreductase B16.6 subunit; AU022060; Complex I-B16.6; FLJ58045; Cell death regulatory protein GRIM-19; FLJ59191; GRIM-19; 2700054G14Rik; Gene associated with retinoic and interferon-induced mortality 19 protein; Cell death regulatory protein; CDA016; Gene associated with retinoic and IFN-induced mortality 19 protein

### Research Background

The GRIM family of proteins appear to be novel types of tumor suppressors. Grim19, which stands for gene associated with retinoic-interferon-induced mortality 19 protein, is also designated cell death-regulatory protein Grim-19 or NADH dehydrogenase ubiquinone 1 alpha subcomplex subunit 13. The Grim19 protein plays two roles within the cell. As a member of the interferon-beta and retinoic acid-induced pathway of cell death, Grim19 induces apoptosis. As part of the mitochondrial complex I, Grim19 is essential for its assembly and electron transfer activity. It transfers electrons to the respiratory chain from NADH and plays a role in the interferon/all-trans-retinoic acid (IFN/RA) cell death pathway. It localizes primarily to the mitochondrion, but may translocate to the nucleus upon IFN/RA treatment. Grim19 may also be useful as a biological marker or target for drug development.

**Inhibitor · Natural Compounds · Compound Libraries · Recombinant Proteins**

This product is for Research Use Only · Not for Human or Veterinary or Therapeutic Use

Tel: 781-999-4286 E\_mail: info@targetmol.com Address: 34 Washington Street, Wellesley Hills, MA 02481