

Anti-GPX4 Antibody (5M410)

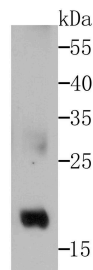
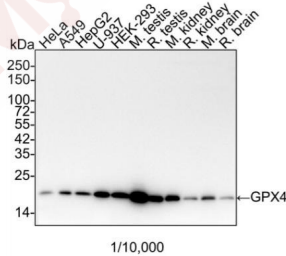
Product Details

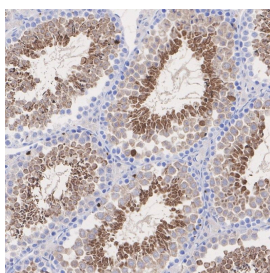
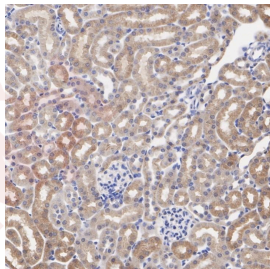
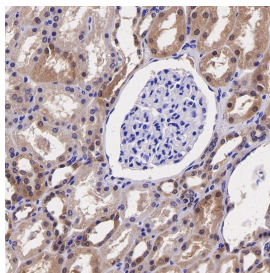
Ig Type:	IgG
Reactivity:	Human,Mouse,Rat
Conjugation:	Unconjugated
Molecular Weight:	Theoretical: 22 kDa.
Clone:	5M410
Purification:	ProA affinity purified

Applications

Verified Activity:

1. Western blot analysis of GPX4 on different lysates with GPX4 antibody at 1/10,000 dilution, Lane 1: HeLa cell lysate (20 µg/Lane), Lane 2: A549 cell lysate (20 µg/Lane), Lane Observed band size: 20 kDa, Exposure time: 2 minutes; 4-20% SDS-PAGE gel.
2. Western blot analysis of GPX4 on zebrafish tissue lysates with GPX4 antibody at 1/500 dilution. Lysates/proteins at 10 µg/Lane. Predicted band size: 22 kDa, Observed band size: 17 kDa, Exposure time: 2 minutes; 12% SDS-PAGE gel.
3. Immunohistochemical analysis of paraffin-embedded human kidney tissue with GPX4 antibody at 1/1,000 dilution.
4. Immunohistochemical analysis of paraffin-embedded mouse kidney tissue with GPX4 antibody at 1/1,000 dilution.
5. Immunohistochemical analysis of paraffin-embedded mouse testis tissue with GPX4 antibody at 1/5,000 dilution.





Application: IHC,WB
Recommended WB: 1:10000; IHC-P: 1:1000-5000

Properties

Stability & Storage: Store at -20°C or -80°C for 12 months. Avoid repeated freeze-thaw cycles.
Shipping: Shipping with blue ice.

Antigen Details

Immunogen: A synthesized peptide: within Human GPX4
Antigen Species: human
Uniprot ID: P36969
Synonyms: GSHPx-4;GLURD;NEDSGA;GPx-4;snGPx;MCSP;PHGPx;GLUR4;GLUR4C;GluA4;snPHGPx

Research Background

Glutathione peroxidase (GPx) enzymes are generally selenium-containing tetrameric glycoproteins that help prevent lipid peroxidation of cell membranes. GPx enzymes reduce lipid hydroperoxides to alcohols, and reduce free hydrogen peroxide to water. GPx members are among the few proteins known in higher vertebrates to contain selenocysteine, which occurs at the active site of glutathione peroxidase and is coded by the nonsense (stop) codon TGA. There are eight GPx homologs (GPx-1-8). GPx-1, Gpx-2 and Gpx-3 exist as homotetramers. Gpx-4 has a high tendency to form high molecular weight oligomers.

Inhibitor · Natural Compounds · Compound Libraries · Recombinant Proteins

This product is for Research Use Only · Not for Human or Veterinary or Therapeutic Use

Tel:781-999-4286 E_mail:info@targetmol.com Address:34 Washington Street,Wellesley Hills,MA 02481