

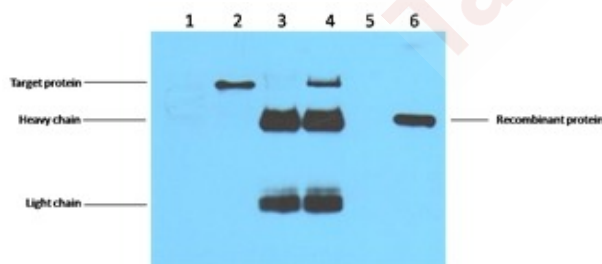
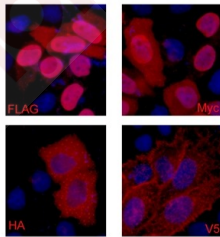

Anti-Flag Tag Antibody (7J897)

Product Details

Conjugation: Unconjugated
Clone: 7J897
Purification: Affinity purification using immunogen.

Applications

1. 1ug Flag fusion protein+ Primary antibody TMAC-01502 dilution at 1:10,000.
2. IF analysis of 293 cells transfected with a Flag-tag protein, using anti-Flag-Tag Mouse mAb TMAC-01502 at a 1:2000 dilution (blue DAPI, red anti-Flag).
3. IP antibody use 5ug Flag Mouse IgG1 per ml Lysate WB 1:5000, 1 untransfected 293 cell lysate, 2 transfected 293 cell lysate with Flag-tag fusion protein, 3 IP (transfected 293+ normal Mouse IgG+Protein G agarose, 4 IP (transfected 293+anti- Flag mAb+ Protein G agarose), 5 IP (transfected 293+Protein G), 6 Recombinant protein (E.coli).



Application: IF,IP,WB

Recommended WB: 1:5000-10000; IF: 1:2000; IP: 1:5000

Properties

Stability & Storage: Store at -20°C or -80°C for 12 months. Avoid repeated freeze-thaw cycles.

Shipping: Shipping with blue ice.

Research Background

The DYKDDDDK peptide (Flag-tag) is a small component of an epitope which does not appear to interfere with the bioactivity or the biodistribution of the recombinant protein. It has been used extensively as a general epitope tag in expression vectors. It can be used for affinity chromatography, then used to separate recombinant, overexpressed protein from wild-type protein expressed by the host organism. It can also be used in the isolation of protein complexes with multiple subunits. A Flag-tag can be used in many different assays that require recognition by an antibody. If there is no antibody against the studied protein, adding a Flag-tag to this protein allows one to follow the protein with an antibody against the Flag sequence.

Inhibitor · Natural Compounds · Compound Libraries · Recombinant Proteins

This product is for Research Use Only · Not for Human or Veterinary or Therapeutic Use

Tel: 781-999-4286 E_mail: info@targetmol.com Address: 34 Washington Street, Wellesley Hills, MA 02481