

Anti-Ezrin Antibody (7A973)

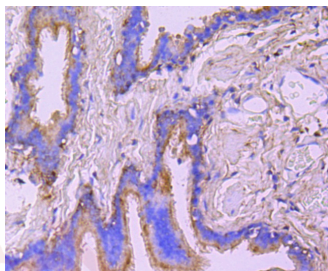
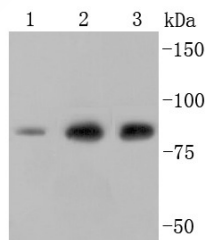
Product Details

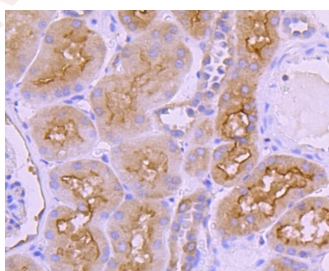
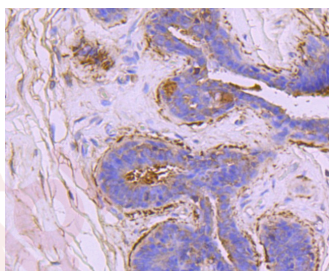
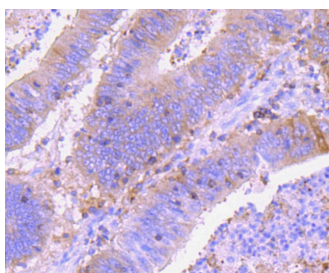
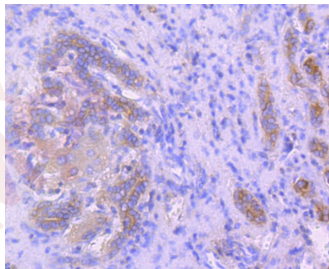
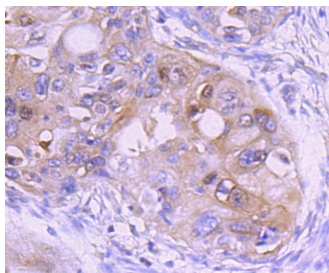
Ig Type:	IgG
Reactivity:	Human
Conjugation:	Unconjugated
Molecular Weight:	Theoretical: 80 kDa.
Clone:	7A973
Purification:	ProA affinity purified

Applications

Verified Activity:

1. Western blot analysis of Ezrin on different cell lysates using anti-Ezrin antibody at 1/1,000 dilution. Positive control: Lane 1:HeLa, Lane 2: Jurkat, Lane 3:A431.
2. Immunohistochemical analysis of paraffin-embedded human lung tissue using anti-Ezrin antibody. Counter stained with hematoxylin.
3. Immunohistochemical analysis of paraffin-embedded human lung cancer tissue using anti-Ezrin antibody. Counter stained with hematoxylin.
4. Immunohistochemical analysis of paraffin-embedded human liver cancer tissue using anti-Ezrin antibody. Counter stained with hematoxylin.
5. Immunohistochemical analysis of paraffin-embedded human colon cancer tissue using anti-Ezrin antibody. Counter stained with hematoxylin.
6. Immunohistochemical analysis of paraffin-embedded human breast carcinoma tissue using anti-Ezrin antibody. Counter stained with hematoxylin.
7. Immunohistochemical analysis of paraffin-embedded human kidney tissue using anti-Ezrin antibody. Counter stained with hematoxylin.





Application: IHC,WB

Recommended WB: 1:500-1000; IHC: 1:50-200

Properties

Stability & Storage: Store at -20°C or -80°C for 12 months. Avoid repeated freeze-thaw cycles.

Shipping: Shipping with blue ice.

Antigen Details

Immunogen: Recombinant Protein
Uniprot ID: P15311
Synonyms: Ezrin;Cytovillin;Villin-2;p81;EZR;VIL2

Inhibitor · Natural Compounds · Compound Libraries · Recombinant Proteins

This product is for Research Use Only· Not for Human or Veterinary or Therapeutic Use

Tel:781-999-4286 E_mail:info@targetmol.com Address:34 Washington Street,Wellesley Hills,MA 02481