

Anti-CST3 Antibody (1A172)

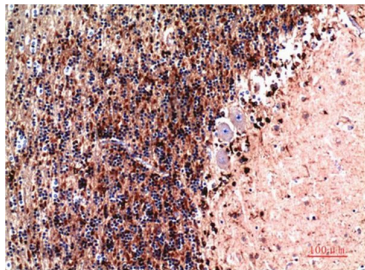
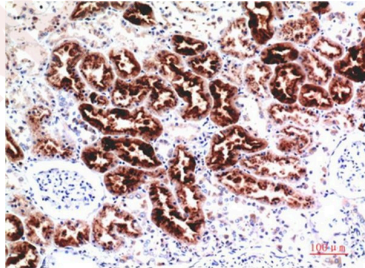

Product Details

Ig Type:	IgG1
Reactivity:	Human
Conjugation:	Unconjugated
Molecular Weight:	Theoretical: 14 kDa.
Clone:	1A172

Applications

Verified Activity:

1. Western Blot analysis of Cystatin C protein using antibody diluted at 1:1000.
2. Immunohistochemical analysis of paraffin-embedded Human Kidney Tissue using Cystatin C Mouse mAb diluted at 1:200
3. Immunohistochemical analysis of paraffin-embedded Human Brain Tissue using Cystatin C Mouse mAb diluted at 1:200.



Application:	IHC, WB
Recommended	WB: 1:1000-2000; IHC: 1:100-200

Properties

Stability & Storage: Store at -20°C or -80°C for 12 months. Avoid repeated freeze-thaw cycles.

Shipping: Shipping with blue ice.

Antigen Details

Immunogen: Recombinant Protein

Uniprot ID: P01034

Synonyms: Neuroendocrine basic polypeptide;CST3;Cystatin-C;γ-trace;Post-gamma-globulin;Post-γ-globulin;Gamma-trace;Cystatin-3

Inhibitor · Natural Compounds · Compound Libraries · Recombinant Proteins

This product is for Research Use Only · Not for Human or Veterinary or Therapeutic Use

Tel:781-999-4286 E_mail:info@targetmol.com Address:34 Washington Street,Wellesley Hills,MA 02481