

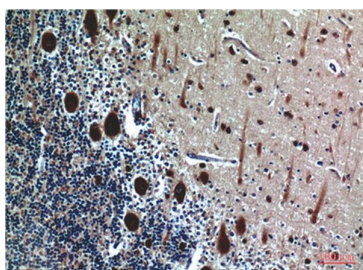
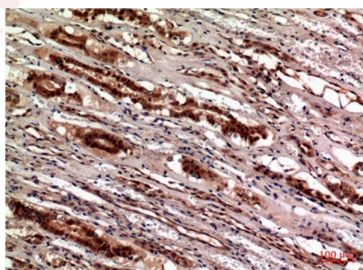
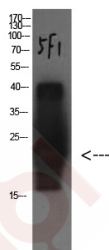
Anti-CST3 Antibody (4F224)

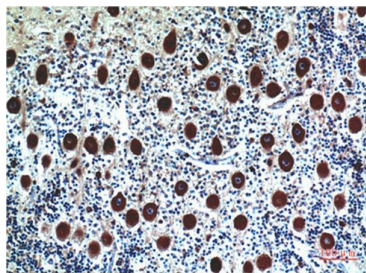
Product Details

Ig Type:	IgG1
Reactivity:	Human
Conjugation:	Unconjugated
Molecular Weight:	Theoretical: 14 kDa.
Clone:	4F224

Applications

- Verified Activity:
1. Western Blot analysis of Cystatin C protein using antibody diluted at 1:1000
 2. Immunohistochemical analysis of paraffin-embedded Human Kidney Tissue using Cystatin C Mouse mAb diluted at 1:200.
 3. Immunohistochemical analysis of paraffin-embedded Human Brain Tissue using Cystatin C Mouse mAb diluted at 1:200.
 4. Immunohistochemical analysis of paraffin-embedded Human Brain Tissue using Cystatin C Mouse mAb diluted at 1:200.





Application: IHC,WB

Recommended WB: 1:1000-2000; IHC: 1:100-200

Properties

Stability & Storage: Store at -20°C or -80°C for 12 months. Avoid repeated freeze-thaw cycles.

Shipping: Shipping with blue ice.

Antigen Details

Immunogen: Recombinant Protein

Uniprot ID: P01034

Synonyms: Cystatin-3;Neuroendocrine basic polypeptide;Post-gamma-globulin;Gamma-trace;CST3;Post- γ -globulin;Cystatin-C; γ -trace

Inhibitor · Natural Compounds · Compound Libraries · Recombinant Proteins

This product is for Research Use Only · Not for Human or Veterinary or Therapeutic Use

Tel:781-999-4286 E_mail:info@targetmol.com Address:34 Washington Street,Wellesley Hills,MA 02481
