

Anti-Cyclophilin B Antibody (5H205)

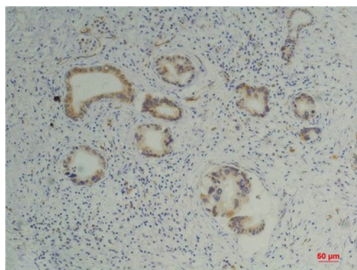
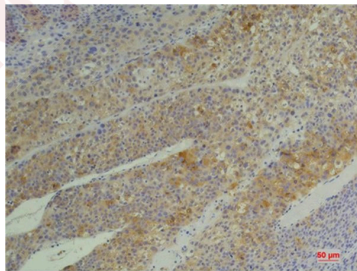
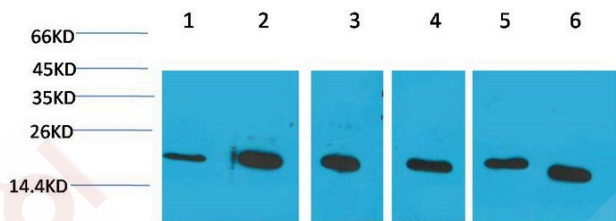
Product Details

Ig Type:	IgG1
Reactivity:	Human,Mouse,Rat
Conjugation:	Unconjugated
Molecular Weight:	Theoretical: 21 kDa.
Clone:	5H205

Applications

Verified Activity:

1. Western blot analysis of 1) Hela, 2) Jurkat, 3) 293T, 4) Rat Liver Tissue, 5) 3T3, 6) HepG2 with Cyclophilin B Mouse mAb diluted at 1:2,000.
2. Immunohistochemical analysis of paraffin-embedded Human Hepatocarcinoma using Cyclophilin B Mouse mAb diluted at 1:200.
3. Immunohistochemical analysis of paraffin-embedded Human Pancreatic Carcinoma using Cyclophilin B Mouse mAb diluted at 1:200.



Application:	IHC,WB
Recommended	WB: 1:1000-2000; IHC: 1:100-200

Properties

Stability & Storage: Store at -20°C or -80°C for 12 months. Avoid repeated freeze-thaw cycles.

Shipping: Shipping with blue ice.

Antigen Details

Immunogen: A synthesized peptide

Uniprot ID: P23284

Synonyms: HEL-S-39;peptidylprolyl isomerase B (cyclophilin B);OI9;SCYLP;CYP-S1;CYPB

Inhibitor · Natural Compounds · Compound Libraries · Recombinant Proteins

This product is for Research Use Only · Not for Human or Veterinary or Therapeutic Use

Tel:781-999-4286 E_mail:info@targetmol.com Address:34 Washington Street,Wellesley Hills,MA 02481