

Anti-NT5E Antibody (1N164)

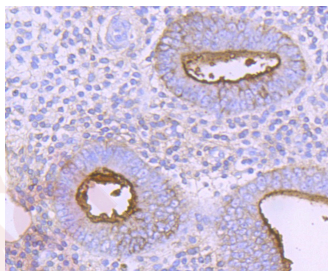
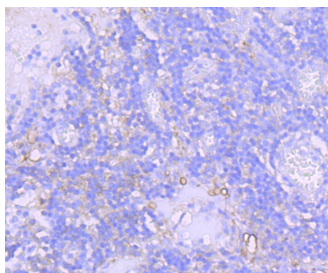
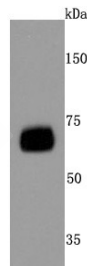
Product Details

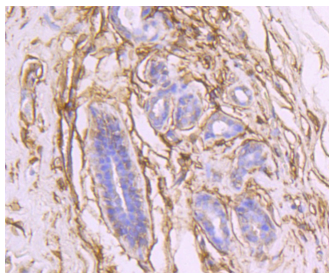
Ig Type:	IgG
Reactivity:	Human
Conjugation:	Unconjugated
Molecular Weight:	Theoretical: 70 kDa.
Clone:	1N164
Purification:	ProA affinity purified

Applications

Verified Activity:

1. Western blot analysis of CD73 on A431 cells lysates using anti-CD73 antibody at 1/500 dilution.
2. Immunohistochemical analysis of paraffin-embedded human tonsil tissue using anti-CD73 antibody. Counter stained with hematoxylin.
3. Immunohistochemical analysis of paraffin-embedded human uterus tissue using anti-CD73 antibody. Counter stained with hematoxylin.
4. Immunohistochemical analysis of paraffin-embedded human breast cancer tissue using anti-CD73 antibody. Counter stained with hematoxylin.





Application: IHC,WB

Recommended WB: 1:1000-5000; IHC: 1:50-200

Properties

Stability & Storage: Store at -20°C or -80°C for 12 months. Avoid repeated freeze-thaw cycles.

Shipping: Shipping with blue ice.

Antigen Details

Immunogen: Recombinant Protein

Uniprot ID: P21589

Synonyms: eN;NT;5'-nucleotidase, ecto (CD73);NTE;eNT;CD73;NT5;CALJA;E5NT

Research Background

CD73 (also designated ecto-5'-nucleotidase, E5NT, NT, NT5, NTE, eN and eNT) is a glycosyl-phosphatidylinositol (GPI)-anchored adhesion protein that catalyzes the dephosphorylation of extracellular purine and pyrimidine nucleotides to their corresponding bioactive nucleosides. CD73 is a dimer of two identical subunits that depends on GPI to link with the external face of the plasma membrane. Similar to other GPI-anchored proteins, CD73 mediates co-stimulatory signals in T cell activation. CD73 has few structural variants, yet elicits diverse biological function through differential regulation in endothelial cells (EC), subpopulations of B and T cells, germinal center follicular dendritic cells and on thymic medullary reticular fibroblasts. For example, IgG mediated neutralization of CD73 interferes with lymphocyte adhesion to EC, and blocks aggregation of germinal center B cells and follicular dendritic cells. Furthermore, IgG-mediated targeting of lymphocyte CD73, but not of endothelial cell CD73, causes shedding of CD73 and tyrosine phosphorylation of proteins.

Inhibitor · Natural Compounds · Compound Libraries · Recombinant Proteins

This product is for Research Use Only · Not for Human or Veterinary or Therapeutic Use

Tel:781-999-4286 E_mail:info@targetmol.com Address:34 Washington Street,Wellesley Hills,MA 02481