

## Anti-CD4 Antibody (8H238)

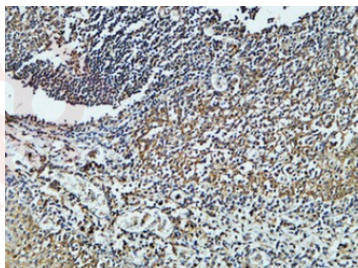
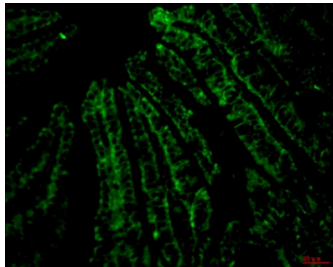
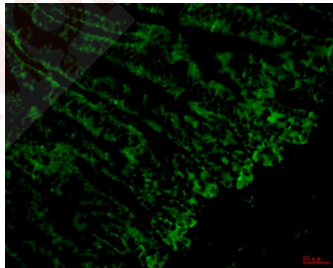
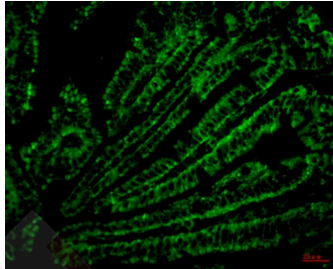
### Product Details

Ig Type:	IgG1
Reactivity:	Human,Mouse,Rat
Conjugation:	Unconjugated
Clone:	8H238

### Applications

#### Verified Activity:

1. Immunofluorescence analysis of paraffin-embedded Mouse Colonic tissue.
2. Immunofluorescence analysis of paraffin-embedded Mouse Colonic tissue.
3. Immunofluorescence analysis of paraffin-embedded Mouse Colonic tissue.
4. Immunohistochemical analysis of paraffin-embedded Human Amygdala. 1, Antibody was diluted at 1:400 (4°C overnight). 2, High-pressure and temperature EDTA, pH8.0 was used for antigen retrieval. 3,Secondary antibody was diluted at 1:200(room temperature, 30min).



## A DRUG SCREENING EXPERT

---

Application: IF,IHC  
Recommended IHC: 1:50-200

---

### Properties

Stability & Storage: Store at -20°C or -80°C for 12 months. Avoid repeated freeze-thaw cycles.  
Shipping: Shipping with blue ice.

---

### Antigen Details

Immunogen: A synthesized peptide  
Uniprot ID: P01730  
Synonyms: L3T4;CD4 molecule;Ly-4

**Inhibitor · Natural Compounds · Compound Libraries · Recombinant Proteins**

This product is for Research Use Only· Not for Human or Veterinary or Therapeutic Use

Tel:781-999-4286 E\_mail:info@targetmol.com Address:34 Washington Street,Wellesley Hills,MA 02481