

Anti-Catalase/CAT Antibody (3Q335)

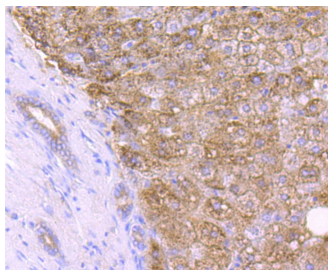
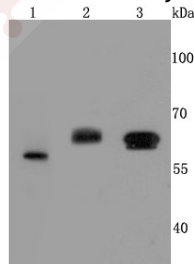
Product Details

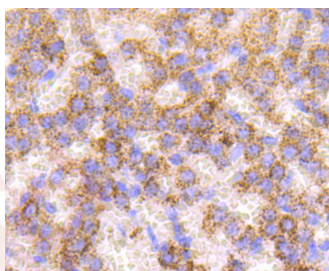
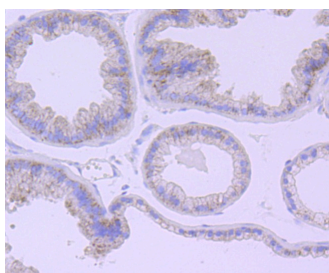
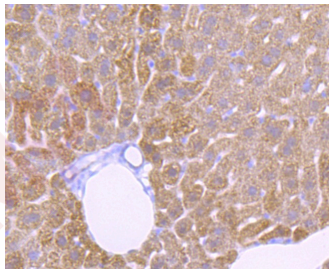
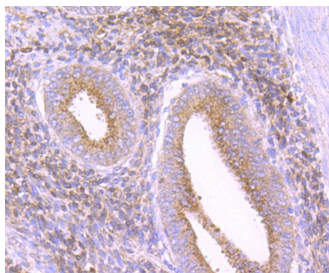
Ig Type:	IgG
Reactivity:	Human,Mouse,Rat,zebrafish
Conjugation:	Unconjugated
Molecular Weight:	Theoretical: 60 kDa.
Clone:	3Q335
Purification:	ProA affinity purified

Applications

Verified Activity:

1. Western blot analysis of Catalase on Jurkat cells lysates using anti-Catalase antibody at 1/500 dilution. Positive control: Line 1: mouse brain, Line 2: HepG2.
2. Immunohistochemical analysis of paraffin-embedded human liver tissue using anti-Catalase antibody. Counter stained with hematoxylin.
3. Immunohistochemical analysis of paraffin-embedded human uterus tissue using anti-Catalase antibody. Counter stained with hematoxylin.
4. Immunohistochemical analysis of paraffin-embedded mouse liver tissue using anti-Catalase antibody. Counter stained with hematoxylin.
5. Immunohistochemical analysis of paraffin-embedded mouse prostate tissue using anti-Catalase antibody. Counter stained with hematoxylin.
6. Immunohistochemical analysis of paraffin-embedded rat adrenal gland tissue using anti-Catalase antibody. Counter stained with hematoxylin.





Application: IHC,WB

Recommended WB: 1:1000-2000; IHC: 1:50-200

Properties

Stability & Storage: Store at -20°C or -80°C for 12 months. Avoid repeated freeze-thaw cycles.

Shipping: Shipping with blue ice.

Antigen Details

Immunogen: Recombinant Protein

Uniprot ID: P04040

Synonyms: catalase

Research Background

Catalase is a peroxisome specific marker protein belonging to the catalase family. Defects in the gene encoding for the catalase protein can cause acatalasia, a disease characterized by the absence of catalase activity in red cells and associated with ulcerating oral lesions. Catalase is also an important regulator of oxidative stress and inflammation, and may contribute to the development of rheumatoid arthritis. Catalase, which can form a homotetramer, is found in all nearly all aerobically respiring organisms and functions in protecting cells from the

toxic effects of hydrogen peroxide.

Inhibitor · Natural Compounds · Compound Libraries · Recombinant Proteins

This product is for Research Use Only · Not for Human or Veterinary or Therapeutic Use

Tel:781-999-4286 E_mail:info@targetmol.com Address:34 Washington Street,Wellesley Hills,MA 02481