

Anti-Caspase-3 Antibody (1S354)

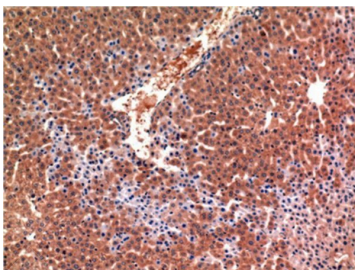
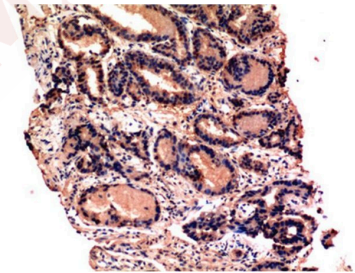
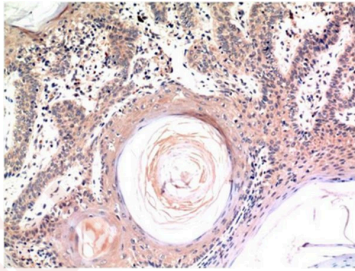
Product Details

Ig Type:	IgG1
Reactivity:	Human,Mouse,Rat
Conjugation:	Unconjugated
Molecular Weight:	Theoretical: 17/32 kDa.
Clone:	1S354

Applications

Verified Activity:

1. Immunohistochemical analysis of paraffin-embedded Human Skin Tissue using Caspase-3 Mouse mAb diluted at 1:200.
2. Immunohistochemical analysis of paraffin-embedded Human Prostate Tissue using Caspase-3 Mouse mAb diluted at 1:200.
3. Immunohistochemical analysis of paraffin-embedded Mouse Liver Tissue using Caspase-3 Mouse mAb diluted at 1:200.



Application:	IHC
Recommended	IHC: 1:100-200

Properties

Stability & Storage: Store at -20°C or -80°C for 12 months. Avoid repeated freeze-thaw cycles.

Shipping: Shipping with blue ice.

Antigen Details

Immunogen: A synthesized peptide

Uniprot ID: P42574

Synonyms: Yama;SCA-1;CPP32B;CPP32;apopain

Inhibitor · Natural Compounds · Compound Libraries · Recombinant Proteins

This product is for Research Use Only · Not for Human or Veterinary or Therapeutic Use

Tel:781-999-4286 E_mail:info@targetmol.com Address:34 Washington Street,Wellesley Hills,MA 02481