

Anti-BLCAP Antibody (7F556)

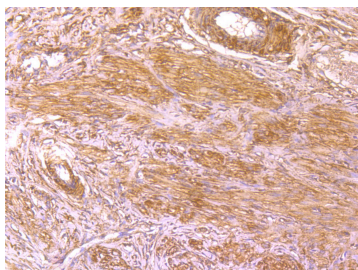
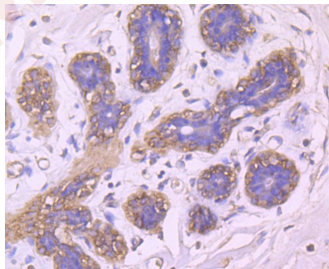
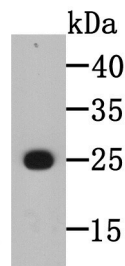
Product Details

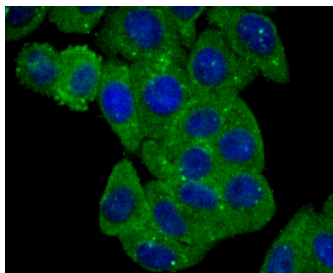
Reactivity:	Human,Rat
Conjugation:	Unconjugated
Clone:	7F556
Purification:	ProG affinity purified

Applications

Verified Activity:

1. Western blot analysis of BLCAP on recombinant protein tissue lysate using anti-BLCAP antibody at 1/5,000 dilution.
2. Immunohistochemical analysis of paraffin-embedded human breast tissue using anti-BLCAP antibody. Counter stained with hematoxylin.
3. Immunohistochemical analysis of paraffin-embedded rat cervix tissue using anti-BLCAP antibody. Counter stained with hematoxylin.
4. ICC staining BLCAP (green) in HepG2 cells. The nuclear counter stain is DAPI (blue). Cells were fixed in paraformaldehyde, permeabilised with 0.25% Triton X100/PBS.





Application: ICC,IHC,WB

Recommended WB: 1:1000-2000; IHC: 1:50-200; ICC: 1:50-200

Properties

Stability & Storage: Store at -20°C or -80°C for 12 months. Avoid repeated freeze-thaw cycles.

Shipping: Shipping with blue ice.

Antigen Details

Immunogen: Peptide

Uniprot ID: P62952

Synonyms: Bladder cancer-associated protein;BLCAP_HUMAN;Bc10;Bladder cancer related protein (10kD); Bladder cancer 10 kDa protein;BLCAP

Research Background

BLCAP is a highly conserved gene with two exons and an intron encoding a 10kDa protein, which was originally identified from invasive bladder carcinoma in 2002. BLCAP is subject to adenosine to inosine (A-to-I) RNA editing. A-to-I RNA editing is an important post-transcription modification of RNA sequence, generating a diversity of RNA products different from the original DNA sequence. The adenosine deaminase acting on double-stranded RNA (ADAR) family of enzymes catalyze the conversion of adenosine (A) to inosine (I) in the double stranded RNA, and inosine is finally recognized as guanosine (G) in the process of mRNA translation. May regulate cell proliferation and coordinate apoptosis and cell cycle progression via a novel mechanism independent of both p53/TP53 and NF-kappa-B.

Inhibitor · Natural Compounds · Compound Libraries · Recombinant Proteins

This product is for Research Use Only · Not for Human or Veterinary or Therapeutic Use

Tel:781-999-4286 E_mail:info@targetmol.com Address:34 Washington Street,Wellesley Hills,MA 02481
