

Anti-BAX Antibody (6T681)

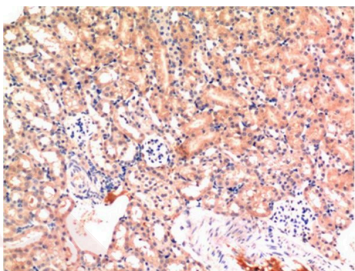
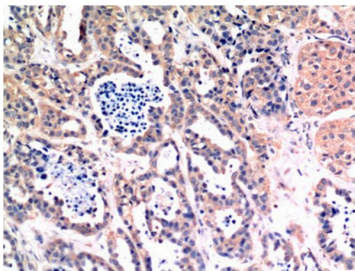
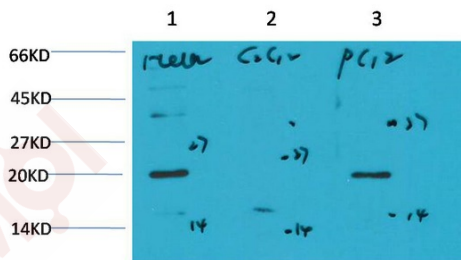
Product Details

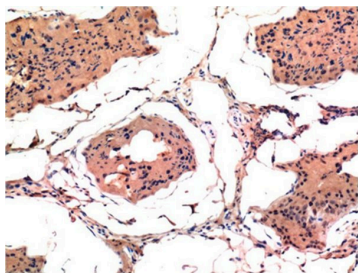
Ig Type:	IgG1
Reactivity:	Human,Mouse,Rat
Conjugation:	Unconjugated
Molecular Weight:	Theoretical: 20 kDa.
Clone:	6T681

Applications

Verified Activity:

1. Western blot analysis of 1) Hela Cell Lysate, 2) C2C12 Cell Lysate, 3) PC12 Cell Lysate using Bax Mouse mAb diluted at 1:1000.
2. Immunohistochemical analysis of paraffin-embedded Human Breast Carcinoma Tissue using Bax Mouse mAb diluted at 1:200.
3. Immunohistochemical analysis of paraffin-embedded Mouse Kidney Tissue using Bax Mouse mAb diluted at 1:200.
4. Immunohistochemical analysis of paraffin-embedded Rat Testis Tissue using Bax Mouse mAb diluted at 1:200.





Application: IHC,WB

Recommended WB: 1:1000-2000; IHC: 1:100-200

Properties

Stability & Storage: Store at -20°C or -80°C for 12 months. Avoid repeated freeze-thaw cycles.

Shipping: Shipping with blue ice.

Antigen Details

Immunogen: A synthesized peptide

Uniprot ID: Q07812

Synonyms: Bcl-2-like protein 4;Bcl2-L-4;Apoptosis regulator BAX;BCL2L4

Inhibitor · Natural Compounds · Compound Libraries · Recombinant Proteins

This product is for Research Use Only. Not for Human or Veterinary or Therapeutic Use

Tel:781-999-4286 E_mail:info@targetmol.com Address:34 Washington Street,Wellesley Hills,MA 02481
