

Anti-BAX Antibody (6H665)

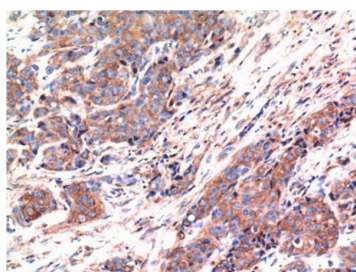
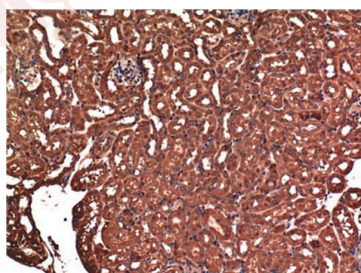
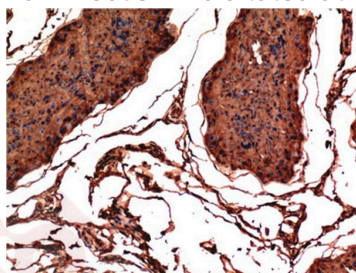
Product Details

Ig Type:	IgG1
Reactivity:	Human,Mouse,Rat
Conjugation:	Unconjugated
Molecular Weight:	Theoretical: 20 kDa.
Clone:	6H665

Applications

Verified Activity:

1. Immunohistochemical analysis of paraffin-embedded Rat Testis Tissue using Bax Mouse mAb diluted at 1:200.
2. Immunohistochemical analysis of paraffin-embedded Mouse Kidney Tissue using Bax Mouse mAb diluted at 1:200.
3. Immunohistochemical analysis of paraffin-embedded Human Breast Carcinoma Tissue using Bax Mouse mAb diluted at 1:200.



Application:	IHC
Recommended	IHC: 1:100-200

Properties

Stability & Storage: Store at -20°C or -80°C for 12 months. Avoid repeated freeze-thaw cycles.

Shipping: Shipping with blue ice.

Antigen Details

Immunogen: A synthesized peptide

Uniprot ID: Q07812

Synonyms: Bcl-2-like protein 4;Bcl2-L-4;BCL2L4;Apoptosis regulator BAX

Inhibitor · Natural Compounds · Compound Libraries · Recombinant Proteins

This product is for Research Use Only · Not for Human or Veterinary or Therapeutic Use

Tel:781-999-4286 E_mail:info@targetmol.com Address:34 Washington Street,Wellesley Hills,MA 02481