

Anti-Asparagine synthetase Antibody (3D193)

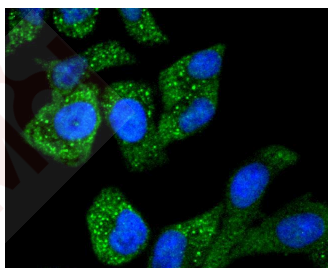
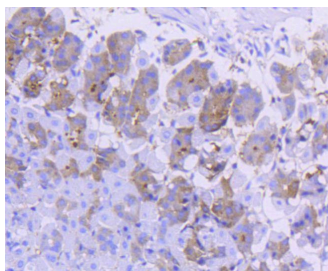
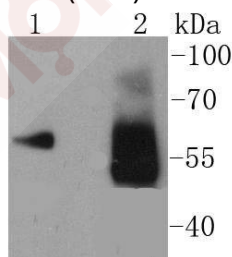
Product Details

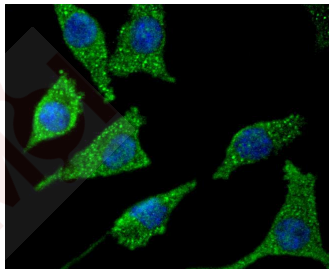
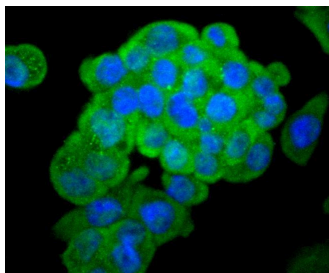
Ig Type:	IgG
Reactivity:	Human,Mouse,Rat
Conjugation:	Unconjugated
Molecular Weight:	Theoretical: 61 kDa.
Clone:	3D193
Purification:	ProA affinity purified

Applications

Verified Activity:

1. Western blot analysis of Asparagine synthetase on different lysates using anti-Asparagine synthetase antibody at 1/1,000 dilution. Positive control: Lane 1: K562, Lane 2: Human skeletal muscle.
2. Immunohistochemical analysis of paraffin-embedded mouse stomach tissue using anti-Asparagine synthetase antibody. Counter stained with hematoxylin.
3. ICC staining Asparagine synthetase in Hela cells (green). The nuclear counter stain is DAPI (blue). Cells were fixed in paraformaldehyde, permeabilised with 0.25% Triton X100/PBS.
4. ICC staining Asparagine synthetase in SW480 cells (green). The nuclear counter stain is DAPI (blue). Cells were fixed in paraformaldehyde, permeabilised with 0.25% Triton X100/PBS.
5. ICC staining Asparagine synthetase in SH-SY-5Y cells (green). The nuclear counter stain is DAPI (blue). Cells were fixed in paraformaldehyde, permeabilised with 0.25% Triton X100/PBS.





Application: ICC/IF,IHC,WB

Recommended WB: 1:1000-5000; IHC: 1:50-200; ICC/IF: 1:50-200

Properties

Stability & Storage: Store at -20°C or -80°C for 12 months. Avoid repeated freeze-thaw cycles.

Shipping: Shipping with blue ice.

Antigen Details

Immunogen: Recombinant Protein

Uniprot ID: P08243

Synonyms: ASNS_HUMAN;Asparagine synthetase [glutamine-hydrolyzing];asnS;Cell cycle control protein TS11;ASNSD;Glutamine-dependent asparagine synthetase;OTTHUMP00000204942;Glutamine dependent asparagine synthetase 3;OTTHUMP00000204938;TS11 cell cycle control protein; Asparagine synthetase;Glutamine dependent asparagine synthetase;OTTHUMP00000204939; OTTHUMP00000204941;OTTHUMP00000204940;TS11;OTTHUMP0000024510;Glutamine hydrolyzing

Research Background

Glutamine-hydrolyzing asparagine synthetase is also commonly designated cell cycle control protein TS11. Asparagine synthetase plays an important role in the amino-acid biosynthesis pathway and is also important for L-asparagine biosynthesis. Via the L-glutamine route, it is involved in the synthesis of L-asparagine from L-aspartate. The protein contains one asparagine synthetase domain and one type-2 glutamine amidotransferase domain. The cell-cycle regulated gene encoding for asparagine synthetase, ts11, is necessary for G1 progression.

Inhibitor · Natural Compounds · Compound Libraries · Recombinant Proteins

This product is for Research Use Only · Not for Human or Veterinary or Therapeutic Use

Tel:781-999-4286 E_mail:info@targetmol.com Address:34 Washington Street,Wellesley Hills,MA 02481