

Anti-APC Antibody (8V676)

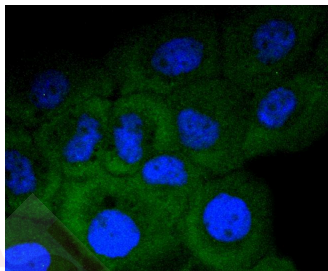
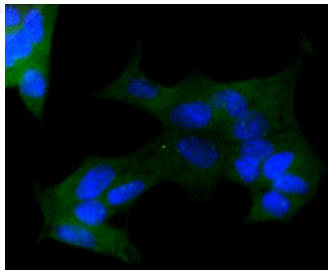

Product Details

Ig Type:	IgG
Reactivity:	Human,Rat
Conjugation:	Unconjugated
Molecular Weight:	Theoretical: 160 kDa.
Clone:	8V676
Purification:	ProA affinity purified

Applications

Verified Activity:

1. Western blot analysis of APC on mouse brain lysates using anti-APC antibody at 1/1,000 dilution.
2. ICC staining APC in 293 cells (green). The nuclear counter stain is DAPI (blue). Cells were fixed in paraformaldehyde, permeabilised with 0.25% Triton X100/PBS.
3. ICC staining APC in A431 cells (green). The nuclear counter stain is DAPI (blue). Cells were fixed in paraformaldehyde, permeabilised with 0.25% Triton X100/PBS.



Application:	ICC,IP,WB
Recommended	WB: 1:1000-5000; ICC: 1:50-200

Properties

Stability & Storage: Store at -20°C or -80°C for 12 months. Avoid repeated freeze-thaw cycles.

Shipping: Shipping with blue ice.

Antigen Details

Immunogen: Recombinant Protein

Uniprot ID: P25054

Synonyms: DP2.5;Protein APC;Deleted in polyposis 2.5;Adenomatous polyposis coli protein

Research Background

The adenomatous polyposis syndromes, familial adenomatous polyposis (FAP) and Gardner's syndrome (GS), are characterized by numerous adenomatous polyps throughout the entire colon. These polyps invariably progress to colon cancer in addition to other extracolonic manifestations. The cloning of the APC gene revealed a ubiquitously expressed protein, 2,843 amino acids in length, which is frequently mutated in patients suffering from FAP and GS. APC has been found to be associated with structural components of intracellular junctions. β -catenin and γ -catenin (also called plakoglobin), are involved in the regulation of cellular adhesion. APC and E-cadherin compete for binding to specific internal regions of both β - and γ -catenin. Interactions between cytoskeleton and the APC, E-cadherin, β/γ catenin complex are mediated by α -catenin.

Inhibitor · Natural Compounds · Compound Libraries · Recombinant Proteins

This product is for Research Use Only · Not for Human or Veterinary or Therapeutic Use

Tel:781-999-4286 E_mail:info@targetmol.com Address:34 Washington Street,Wellesley Hills,MA 02481
