

Anti-AMPK α 1 Antibody (6X568)

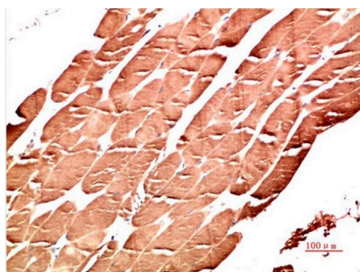
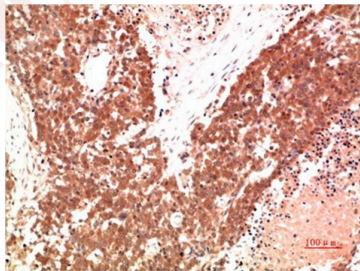
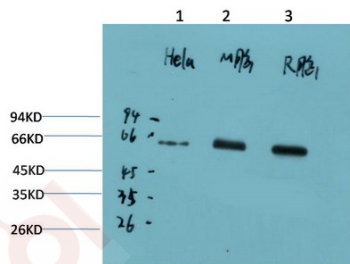
Product Details

Ig Type:	IgG1
Reactivity:	Human,Rat,Mouse
Conjugation:	Unconjugated
Molecular Weight:	Theoretical: 62 kDa.
Clone:	6X568

Applications

Verified Activity:

1. Western blot analysis of 1) Hela Cell Lysate, 2) Mouse Brain Tissue Lysate, 3) Rat Brain Tissue Lysate using AMPK α 1 Mouse mAb diluted at 1:2000.
2. Immunohistochemical analysis of paraffin-embedded Human Lung Carcinoma Tissue using AMPK α 1 Mouse mAb diluted at 1:200.
3. Immunohistochemical analysis of paraffin-embedded Human Skeletal Muscle Tissue using AMPK α 1 Mouse mAb diluted at 1:200.



Application: IHC,WB

Recommended WB: 1:1000-2000; IHC: 1:100-200

Properties

Stability & Storage: Store at -20°C or -80°C for 12 months. Avoid repeated freeze-thaw cycles.

Shipping: Shipping with blue ice.

Antigen Details

Immunogen: Recombinant Protein

Uniprot ID: Q13131

Synonyms: AMPKa1;AMPK alpha1;AMPKalpha1;AMPK a1;AMPK α 1;PRKAA1

Inhibitor · Natural Compounds · Compound Libraries · Recombinant Proteins

This product is for Research Use Only · Not for Human or Veterinary or Therapeutic Use

Tel:781-999-4286 E_mail:info@targetmol.com Address:34 Washington Street,Wellesley Hills,MA 02481