

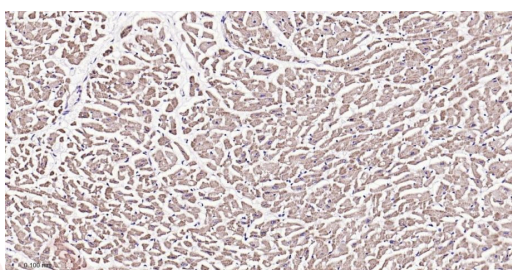
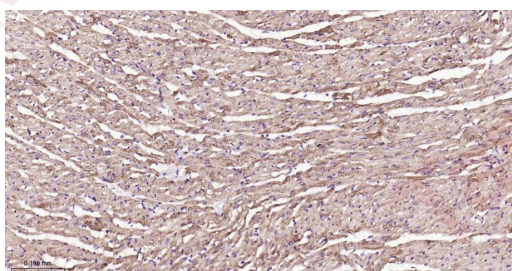
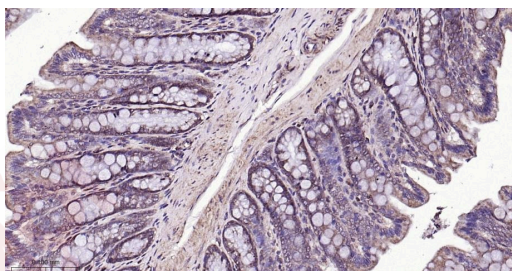
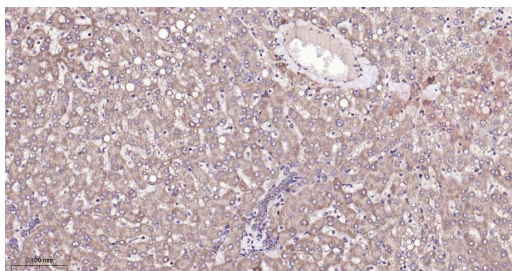
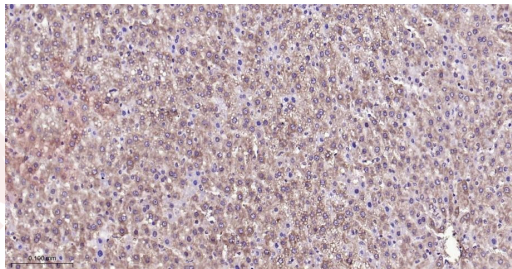
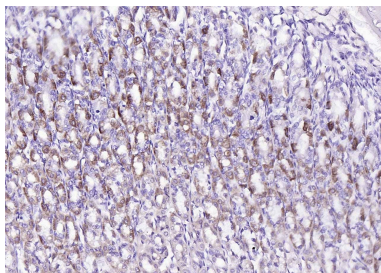
## Anti-SIRT3 Polyclonal Antibody 2

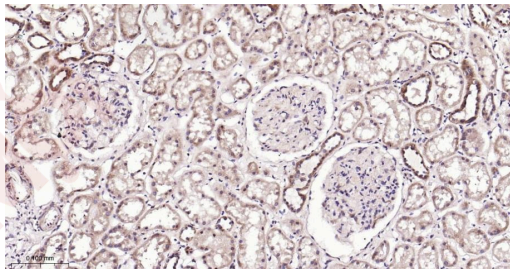
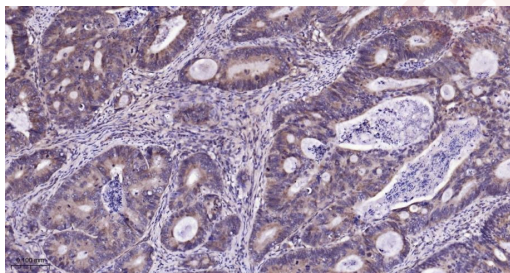
### Product Details

Ig Type:	IgG
Reactivity:	Human,Rat
Molecular Weight:	Theoretical: 43 kDa.
Purification:	Protein A purified

### Applications

1. Paraformaldehyde-fixed, paraffin embedded (rat stomach); Antigen retrieval by boiling in sodium citrate buffer (pH6.0) for 15 min; Block endogenous peroxidase by 3% hydrogen peroxide for 20 min; Blocking buffer (normal goat serum) at 37°C for 30 min; Incubation with (SIRT3) Polyclonal Antibody, Unconjugated (TMAB-01693) at 1:200 overnight at 4°C, followed by operating according to SP Kit (Rabbit) instructions and DAB staining.
2. Paraformaldehyde-fixed, paraffin embedded Rat Liver; Antigen retrieval by boiling in sodium citrate buffer (pH6.0) for 15 min; The section was incubated with SIRT3 Polyclonal Antibody, Unconjugated (TMAB-01693) at 1:200 overnight at 4°C, followed by conjugation to the secondary antibody and DAB staining.
3. Paraformaldehyde-fixed, paraffin embedded Human Liver; Antigen retrieval by boiling in sodium citrate buffer (pH6.0) for 15 min; The section was incubated with SIRT3 Polyclonal Antibody, Unconjugated (TMAB-01693) at 1:200 overnight at 4°C, followed by conjugation to the secondary antibody and DAB staining.
4. Paraformaldehyde-fixed, paraffin embedded Rat Colon; Antigen retrieval by boiling in sodium citrate buffer (pH6.0) for 15 min; The section was incubated with SIRT3 Polyclonal Antibody, Unconjugated (TMAB-01693) at 1:200 overnight at 4°C, followed by conjugation to the secondary antibody and DAB staining.
5. Paraformaldehyde-fixed, paraffin embedded Rat Heart; Antigen retrieval by boiling in sodium citrate buffer (pH6.0) for 15 min; The section was incubated with SIRT3 Polyclonal Antibody, Unconjugated (TMAB-01693) at 1:200 overnight at 4°C, followed by conjugation to the secondary antibody and DAB staining.
6. Paraformaldehyde-fixed, paraffin embedded Human Heart; Antigen retrieval by boiling in sodium citrate buffer (pH6.0) for 15 min; The section was incubated with SIRT3 Polyclonal Antibody, Unconjugated (TMAB-01693) at 1:200 overnight at 4°C, followed by conjugation to the secondary antibody and DAB staining.
7. Paraformaldehyde-fixed, paraffin embedded Human Colon Cancer; Antigen retrieval by boiling in sodium citrate buffer (pH6.0) for 15 min; The section was incubated with SIRT3 Polyclonal Antibody, Unconjugated (TMAB-01693) at 1:200 overnight at 4°C, followed by conjugation to the secondary antibody and DAB staining.
8. Paraformaldehyde-fixed, paraffin embedded Human Kidney; Antigen retrieval by boiling in sodium citrate buffer (pH6.0) for 15 min; The section was incubated with SIRT3 Polyclonal Antibody, Unconjugated (TMAB-01693) at 1:200 overnight at 4°C, followed by conjugation to the secondary antibody and DAB staining.
- Verified Activity:





Application: IF,IHC-Fr,IHC-P

Recommended IF=1:100-500; IHC-Fr=1:100-500; IHC-P=1:100-500

### Properties

Stability & Storage: Store at -20°C or -80°C for 12 months. Avoid repeated freeze-thaw cycles.

Shipping: Shipping with blue ice.

### Antigen Details

Immunogen: KLH conjugated synthetic peptide: human SIRT3

Antigen Species: Human

Gene ID: 23410

Uniprot ID: Q9NTG7

Synonyms: NAD-dependent protein deacetylase sirtuin-3;mitochondrial;Regulatory protein SIR2 homolog 3;SIRT3;SIR2L3;NAD-dependent protein deacetylase sirtuin-3, mitochondrial;SIR2-like protein 3;hSIRT3

Biology Area: Tumor suppressors,Cardiac metabolism,Other cell division antibodies,Acetylation,Class III / Sir2 class,Obesity

### Research Background

SIRT3 encodes a member of the sirtuin family of class III histone deacetylases, homologs to the yeast Sir2 protein. The encoded protein is found exclusively in mitochondria, where it can eliminate reactive oxygen species, inhibit apoptosis, and prevent the formation of cancer cells. SIRT3 has far-reaching effects on nuclear gene expression, cancer, cardiovascular disease, neuroprotection, aging, and metabolic control. [provided by RefSeq, May 2019]

**Inhibitor · Natural Compounds · Compound Libraries · Recombinant Proteins**

This product is for Research Use Only · Not for Human or Veterinary or Therapeutic Use

Tel:781-999-4286 E\_mail:info@targetmol.com Address:34 Washington Street,Wellesley Hills,MA 02481