

Anti-QPRTase Polyclonal Antibody

Product Details

Ig Type:	IgG
Reactivity:	Mouse,Rat (predicted:Human,Dog,Cow,Sheep)
Molecular Weight:	Theoretical: 31 kDa. Actual: 31 kDa.
Purification:	Protein A purified

Applications

1. Paraformaldehyde-fixed, paraffin embedded (Rat brain); Antigen retrieval by boiling in sodium citrate buffer (pH6.0) for 15 min; Block endogenous peroxidase by 3% hydrogen peroxide for 20 min; Blocking buffer (normal goat serum) at 37°C for 30 min; Antibody incubation with (Quinolate phosphoribosyltransferase; QPRT/QAPRTase) Polyclonal Antibody, Unconjugated (TMAB-01599) at 1:400 overnight at 4°C, followed by a conjugated secondary for 20 min and DAB staining.

2. Sample: Liver (mouse) Lysate at 40 µg

Primary: Anti-QPRT/QAPRTase (TMAB-01599) at 1/300 dilution

Secondary: IRDye800CW Goat Anti-Rabbit IgG at 1/20000 dilution

Verified Activity: Predicted band size: 31 kDa

Observed band size: 31 kDa

3. Sample:

Lane 1: Mouse Liver tissue lysates

Lane 2: Mouse Large intestine tissue lysates

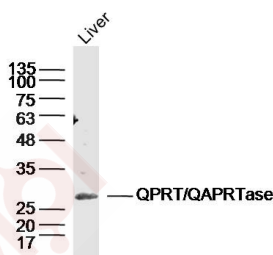
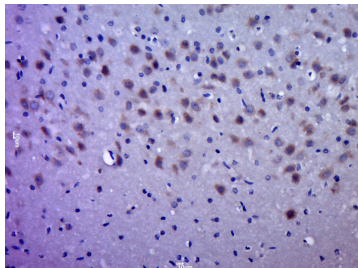
Lane 3: Mouse Kidney tissue lysates

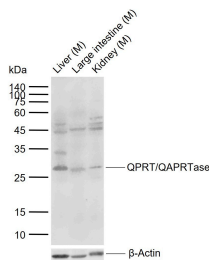
Primary: Anti-QPRT/QAPRTase (TMAB-01599) at 1/1000 dilution

Secondary: IRDye800CW Goat Anti-Rabbit IgG at 1/20000 dilution

Predicted band size: 31 kDa

Observed band size: 28 kDa





Application: IF,IHC-Fr,IHC-P,WB

Recommended WB: 1:500-2000; IHC-P: 1:100-500; IHC-Fr: 1:100-500; IF: 1:100-500

Properties

Stability & Storage: Store at -20°C or -80°C for 12 months. Avoid repeated freeze-thaw cycles.

Shipping: Shipping with blue ice.

Antigen Details

Immunogen: KLH conjugated synthetic peptide: human QPRT/QAPRTase

Antigen Species: Human

Gene ID: 23475

Uniprot ID: Q15274

Synonyms: QPRT;QPRTase;Nicotinate-Nucleotide Pyrophosphorylase [Carboxylating];Quinolate Phosphoribosyltransferase [Decarboxylating];QAPRTase

Biology Area: Amino acid metabolism,Neurodegenerative disease,Alzheimer's disease,Huntington's disease, Neurodegenerative disease,Amino Acids

Research Background

Quinolate phosphoribosyltransferase (QPRTase) is a major enzyme in the catabolism of quinolate. Quinolate is an intermediate in the tryptophan-nicotinamide adenine dinucleotide (NAD) pathway, leading to the production of nicotinic acid, carbon dioxide, and pyrophosphate. Catabolism of quinolate is vital due to the quinolate's neurotoxicity. Increased levels of quinolate have been linked to neurodegenerative symptoms associated with meningitis and AIDS. QAPRTase has a seven-stranded alpha/beta-barrel domain which is similar in structure to the eight-stranded alpha/beta-barrel enzymes. The protein possesses a novel fold in comparison to other members of the PRTase family. This fold comprises a structure combining two domains. The structure is part alpha/beta barrel-like domain, and part alpha/beta N-terminal domain.

Inhibitor · Natural Compounds · Compound Libraries · Recombinant Proteins

This product is for Research Use Only · Not for Human or Veterinary or Therapeutic Use

Tel:781-999-4286 E_mail:info@targetmol.com Address:34 Washington Street,Wellesley Hills,MA 02481