

## Anti-IL-10 Polyclonal Antibody

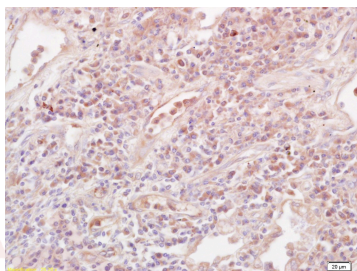
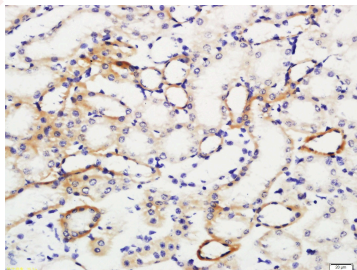
### Product Details

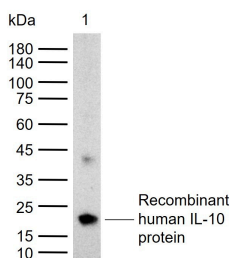
Ig Type:	IgG
Reactivity:	Human, Mouse (predicted: Rat, Chicken, Pig, Rabbit, Sheep, Guinea Pig)
Molecular Weight:	Theoretical: 18 kDa. Actual: 21 kDa.
Purification:	Protein A purified

### Applications

1. Tissue/cell: mouse kidney tissue; 4% Paraformaldehyde-fixed and paraffin-embedded; Antigen retrieval: citrate buffer (0.01M, pH6.0), Boiling bathing for 15 min; Block endogenous peroxidase by 3% Hydrogen peroxide for 30 min; Blocking buffer (normal goat serum) at 37°C for 20 min; Incubation: Anti-IL-10 Polyclonal Antibody, Unconjugated (TMAB-00936) 1:200, overnight at 4°C, followed by conjugation to the secondary antibody and DAb staining.
2. Paraformaldehyde-fixed, paraffin embedded (Human lung cancer); Antigen retrieval by boiling in sodium citrate buffer (pH6.0) for 15 min; Block endogenous peroxidase by 3% hydrogen peroxide for 20 min; Blocking buffer (normal goat serum) at 37°C for 30 min; Antibody incubation with (IL-10) Polyclonal Antibody, Unconjugated (TMAB-00936) at 1:200 overnight at 4°C, followed by a conjugated secondary for 20 min and DAb staining.
3. Sample:  
Lane 1: Recombinant human IL-10 protein, His (HEK293)  
Primary: Anti-IL-10 (TMAB-00936) at 1/1000 dilution  
Secondary: IRDye800CW Goat Anti-Rabbit IgG at 1/20000 dilution  
Predicted band size: 18 kDa  
Observed band size: 21 kDa

Verified Activity:





Application: IF,IHC-Fr,IHC-P,WB

Recommended WB: 1:500-2000; IHC-P: 1:100-500; IHC-Fr: 1:100-500; IF: 1:100-500

### Properties

Stability & Storage: Store at -20°C or -80°C for 12 months. Avoid repeated freeze-thaw cycles.

Shipping: Shipping with blue ice.

### Antigen Details

Immunogen: KLH conjugated synthetic peptide: human IL-10

Antigen Species: Human

Gene ID: 3586

Uniprot ID: P22301

Synonyms: CSIF;interleukin 10;IL-10

Biology Area: Interleukins,Regulatory T Cells,Interleukins

### Research Background

The protein encoded by this gene is a cytokine produced primarily by monocytes and to a lesser extent by lymphocytes. This cytokine has pleiotropic effects in immunoregulation and inflammation. It down-regulates the expression of Th1 cytokines, MHC class II Ags, and costimulatory molecules on macrophages. It also enhances B cell survival, proliferation, and antibody production. This cytokine can block NF-kappa B activity, and is involved in the regulation of the JAK-STAT signaling pathway. Knockout studies in mice suggested the function of this cytokine as an essential immunoregulator in the intestinal tract. Mutations in this gene are associated with an increased susceptibility to HIV-1 infection and rheumatoid arthritis. [provided by RefSeq, May 2020]

**Inhibitor · Natural Compounds · Compound Libraries · Recombinant Proteins**

This product is for Research Use Only · Not for Human or Veterinary or Therapeutic Use

Tel:781-999-4286 E\_mail:info@targetmol.com Address:34 Washington Street,Wellesley Hills,MA 02481