

Anti-hydroxyproline Polyclonal Antibody

Product Details

Ig Type:	IgG
Reactivity:	Species independent
Purification:	Protein A purified

Applications

Verified Activity:

1. Tissue/cell: rat brain tissue; 4% Paraformaldehyde-fixed and paraffin-embedded; Antigen retrieval: citrate buffer (0.01M, pH6.0), Boiling bathing for 15 min; Block endogenous peroxidase by 3% Hydrogen peroxide for 30 min; Blocking buffer (normal goat serum) at 37°C for 20 min;

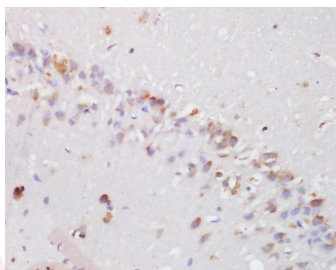
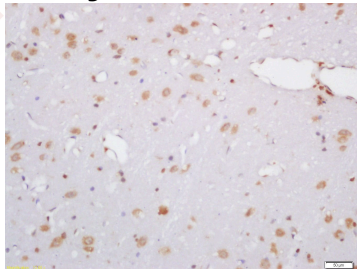
Incubation: Anti-hydroxyproline Polyclonal Antibody, Unconjugated (TMAB-00901) 1:200, overnight at 4°C, followed by conjugation to the secondary antibody and DAb staining.

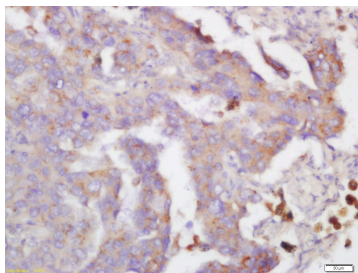
2. Tissue/cell: rat brain tissue; 4% Paraformaldehyde-fixed and paraffin-embedded; Antigen retrieval: citrate buffer (0.01M, pH6.0), Boiling bathing for 15 min; Block endogenous peroxidase by 3% Hydrogen peroxide for 30 min; Blocking buffer (normal goat serum) at 37°C for 20 min;

Incubation: Anti-hydroxyproline Polyclonal Antibody, Unconjugated (TMAB-00901) 1:200, overnight at 4°C, followed by conjugation to the secondary antibody and DAb staining.

3. Tissue/cell: human lung carcinoma; 4% Paraformaldehyde-fixed and paraffin-embedded; Antigen retrieval: citrate buffer (0.01M, pH6.0), Boiling bathing for 15 min; Block endogenous peroxidase by 3% Hydrogen peroxide for 30 min; Blocking buffer (normal goat serum) at 37°C for 20 min;

Incubation: Anti-hydroxyproline Polyclonal Antibody, Unconjugated (TMAB-00901) 1:200, overnight at 4°C, followed by conjugation to the secondary antibody and DAb staining.





Application: IF,IHC-Fr,IHC-P

Recommended IHC-P: 1:100-500; IHC-Fr: 1:100-500; IF: 1:100-500

Properties

Stability & Storage: Store at -20°C or -80°C for 12 months. Avoid repeated freeze-thaw cycles.

Shipping: Shipping with blue ice.

Antigen Details

Immunogen: KLH conjugated hydroxyproline

Synonyms: Hyp

Research Background

Hydroxyproline, a non-essential amino acid derived from proline, with no known therapeutic use. Hydroxyproline is used as a major component of structural proteins such as collagen, connective tissues, plant cell walls, tendons and ligaments and provides skin elasticity. Vitamin C is required for the conversion process from proline to hydroxyproline, a deficiency in vitamin C can lead to defects in collagen synthesis, thus, resulting in easy bruising, internal bleeding, breakdown of connective tissue of the ligaments and tendons, and increased risk to blood vessel damage. An unusual feature of this amino acid is that, it is not incorporated into collagen during biosynthesis at the ribosomal level, but is formed from proline by a posttranslational modification by an enzymatic hydroxylation reaction.

Inhibitor · Natural Compounds · Compound Libraries · Recombinant Proteins

This product is for Research Use Only · Not for Human or Veterinary or Therapeutic Use

Tel:781-999-4286 E_mail:info@targetmol.com Address:34 Washington Street,Wellesley Hills,MA 02481