

Anti-COX-2 Antibody (10260)

Product Details

Ig Type:	IgG
Reactivity:	Human,Mouse
Molecular Weight:	Theoretical: 65 kDa. Actual: 65 kDa.
Clone:	10260
Purification:	Protein A purified

Applications

Verified Activity:

1. Paraformaldehyde-fixed, paraffin embedded Mouse Liver; Antigen retrieval by boiling in sodium citrate buffer (pH6.0) for 15 min; Antibody incubation with Cyclooxygenase 2 Monoclonal Antibody, Unconjugated (TMAB-00471) at 1:200 overnight at 4°C, followed by conjugation to the secondary antibody and DAB staining.
2. Paraformaldehyde-fixed, paraffin embedded Human Liver; Antigen retrieval by boiling in sodium citrate buffer (pH6.0) for 15 min; Antibody incubation with Cyclooxygenase 2 Monoclonal Antibody, Unconjugated (TMAB-00471) at 1:200 overnight at 4°C, followed by conjugation to the secondary antibody and DAB staining.
3. Paraformaldehyde-fixed, paraffin embedded Mouse Colon; Antigen retrieval by boiling in sodium citrate buffer (pH6.0) for 15 min; Antibody incubation with Cyclooxygenase 2 Monoclonal Antibody, Unconjugated (TMAB-00471) at 1:200 overnight at 4°C, followed by conjugation to the secondary antibody and DAB staining.
4. Paraformaldehyde-fixed, paraffin embedded Human Colon; Antigen retrieval by boiling in sodium citrate buffer (pH6.0) for 15 min; Antibody incubation with Cyclooxygenase 2 Monoclonal Antibody, Unconjugated (TMAB-00471) at 1:200 overnight at 4°C, followed by conjugation to the secondary antibody and DAB staining.
5. Paraformaldehyde-fixed, paraffin embedded Human Lung Cancer; Antigen retrieval by boiling in sodium citrate buffer (pH6.0) for 15 min; Antibody incubation with Cyclooxygenase 2 Monoclonal Antibody, Unconjugated (TMAB-00471) at 1:200 overnight at 4°C, followed by conjugation to the secondary antibody and DAB staining.
6. Paraformaldehyde-fixed, paraffin embedded Human Liver Cancer; Antigen retrieval by boiling in sodium citrate buffer (pH6.0) for 15 min; Antibody incubation with Cyclooxygenase 2 Monoclonal Antibody, Unconjugated (TMAB-00471) at 1:200 overnight at 4°C, followed by conjugation to the secondary antibody and DAB staining.
7. Paraformaldehyde-fixed, paraffin embedded Human Colon Cancer; Antigen retrieval by boiling in sodium citrate buffer (pH6.0) for 15 min; Antibody incubation with Cyclooxygenase 2 Monoclonal Antibody, Unconjugated (TMAB-00471) at 1:200 overnight at 4°C, followed by conjugation to the secondary antibody and DAB staining.
8. Paraformaldehyde-fixed, paraffin embedded Human Breast Cancer; Antigen retrieval by boiling in sodium citrate buffer (pH6.0) for 15 min; Antibody incubation with Cyclooxygenase 2 Monoclonal Antibody, Unconjugated (TMAB-00471) at 1:200 overnight at 4°C, followed by conjugation to the secondary antibody and DAB staining.
9. Paraformaldehyde-fixed, paraffin embedded Human Esophagus Cancer; Antigen retrieval by boiling in sodium citrate buffer (pH6.0) for 15 min; Antibody incubation with Cyclooxygenase 2 Monoclonal Antibody, Unconjugated (TMAB-00471) at 1:200 overnight at 4°C, followed by conjugation to the secondary antibody and DAB staining.

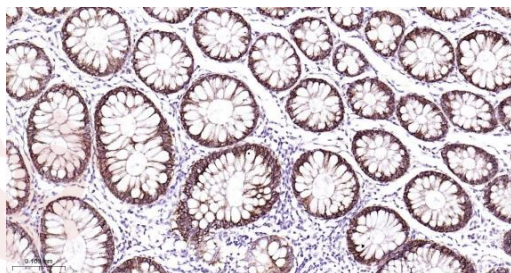
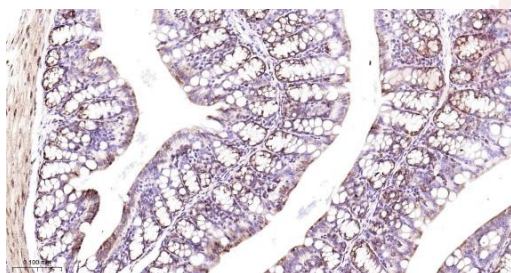
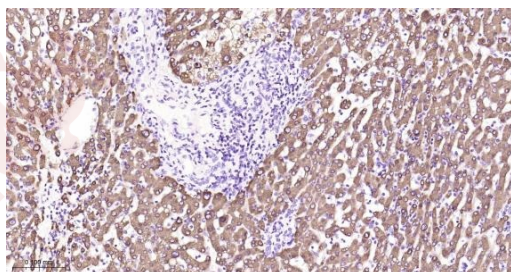
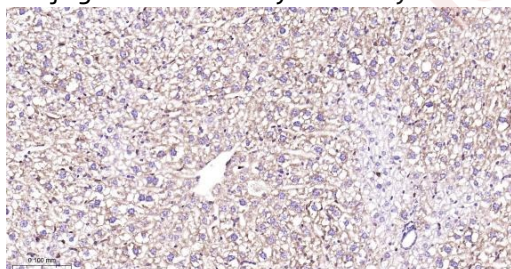
10. Paraformaldehyde-fixed, paraffin embedded Human Kidney; Antigen retrieval by boiling in sodium citrate buffer (pH6.0) for 15 min; Antibody incubation with Cyclooxygenase 2 Monoclonal Antibody, Unconjugated (TMAB-00471) at 1:200 overnight at 4°C, followed by conjugation to the secondary antibody and DAB staining.

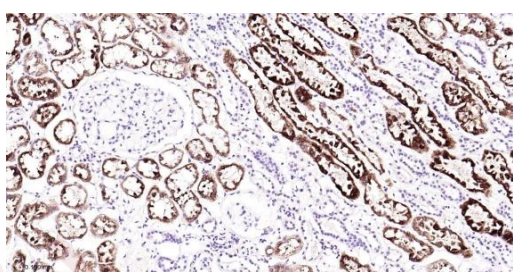
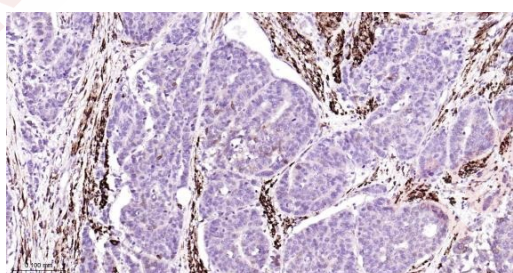
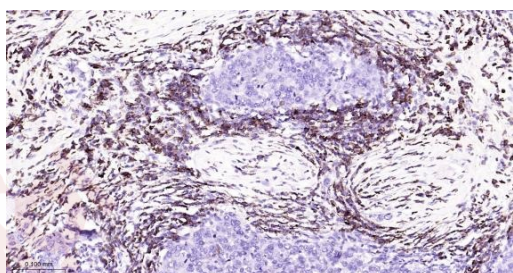
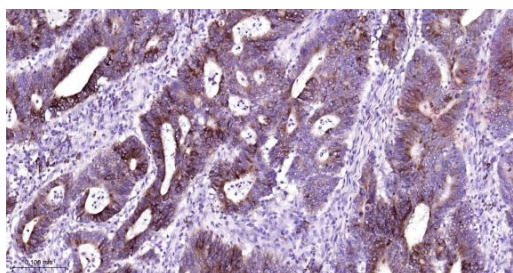
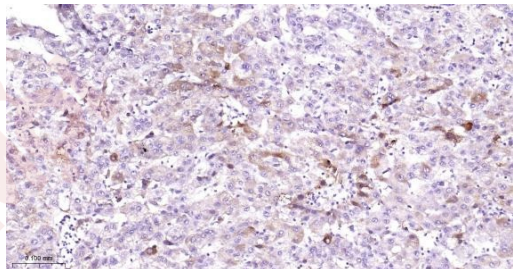
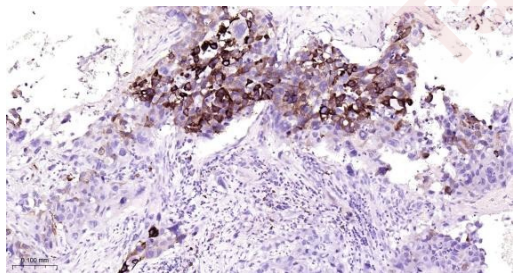
11. Paraformaldehyde-fixed, paraffin embedded Human Heart; Antigen retrieval by boiling in sodium citrate buffer (pH6.0) for 15 min; Antibody incubation with Cyclooxygenase 2 Monoclonal Antibody, Unconjugated (TMAB-00471) at 1:200 overnight at 4°C, followed by conjugation to the secondary antibody and DAB staining.

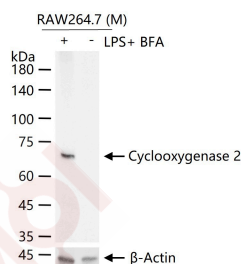

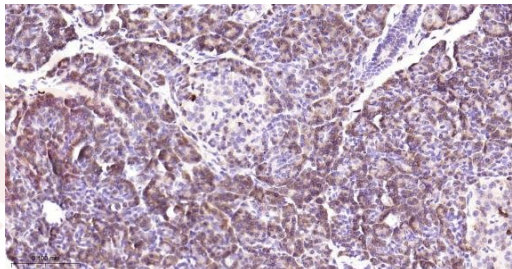
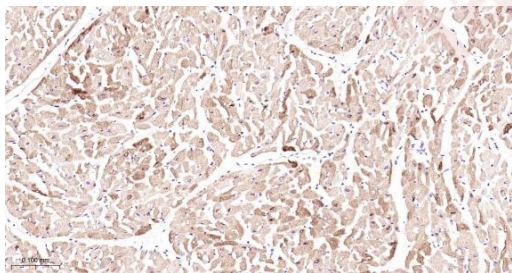
12. Paraformaldehyde-fixed, paraffin embedded Human Pancreas; Antigen retrieval by boiling in sodium citrate buffer (pH6.0) for 15 min; Antibody incubation with Cyclooxygenase 2 Monoclonal Antibody, Unconjugated (TMAB-00471) at 1:200 overnight at 4°C, followed by conjugation to the secondary antibody and DAB staining.

13. 25 µg total protein per Lane of various lysates probed with Cyclooxygenase 2 monoclonal antibody, unconjugated (TMAB-00471) at 1:1000 dilution and 4°C overnight incubation. Followed by conjugated secondary antibody incubation at RT for 60 min.

14. RAW264.7 (M) cells were treated with or without LPS+BFA (100 ng/mL) for 6 h, 25 µg total protein per Lane of cell lysates probed with Cyclooxygenase 2 monoclonal antibody, unconjugated (TMAB-00471) at 1:1000 dilution and 4°C overnight incubation. Followed by conjugated secondary antibody incubation at RT for 60 min.







Application: IF,IHC-Fr,IHC-P,WB

Recommended IF=1:200-500; IHC-Fr=1:200-500; IHC-P=1:200-500; WB=1:1000-2000

Properties

Stability & Storage: Store at -20°C or -80°C for 12 months. Avoid repeated freeze-thaw cycles.

Shipping: Shipping with blue ice.

Antigen Details

Immunogen: A synthesized peptide: human COX2

Antigen Species: Human

Gene ID: 5743

Uniprot ID: P35354

Synonyms: hCox-2;PHS-2;COX-2;COX2;prostaglandin-endoperoxide synthase 2;PGHS-2;GRIPGHS;PGG/HS

Biology Area: Hormone biosynthesis,Tumor biomarkers,Lipoprotein metabolism,Platelets,Cholesterol Metabolism,Macrophage / Inflamm.,Hormone biosynthesis,Cholesterol Metabolism,Lipoprotein metabolism,Heart disease,Prostaglandins

Research Background

Prostaglandin-endoperoxide synthase (PTGS), also known as cyclooxygenase, is the key enzyme in prostaglandin biosynthesis, and acts both as a dioxygenase and as a peroxidase. There are two isozymes of PTGS: a constitutive PTGS1 and an inducible PTGS2, which differ in their regulation of expression and tissue distribution. This gene encodes the inducible isozyme. It is regulated by specific stimulatory events, suggesting that it is responsible for the prostanoid biosynthesis involved in inflammation and mitogenesis. [provided by RefSeq, Feb 2009]

Inhibitor · Natural Compounds · Compound Libraries · Recombinant Proteins

This product is for Research Use Only · Not for Human or Veterinary or Therapeutic Use

Tel:781-999-4286 E_mail:info@targetmol.com Address:34 Washington Street,Wellesley Hills,MA 02481