

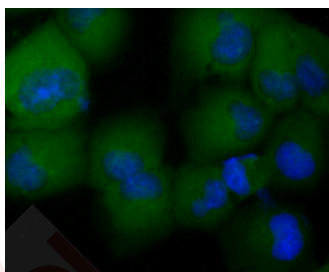
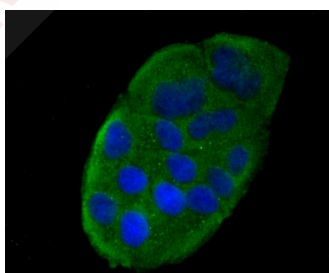
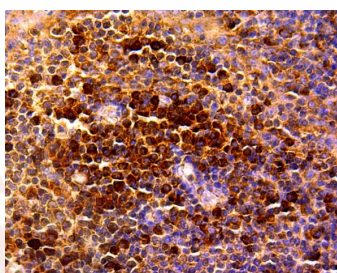
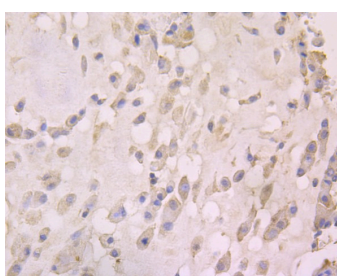
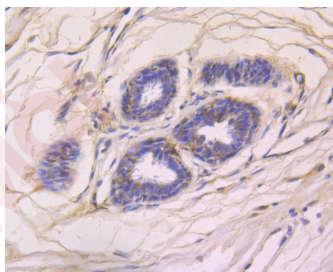
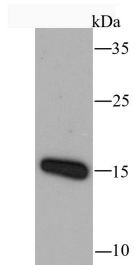
Anti-CCL5 Antibody (9P745)

Product Details

Ig Type:	IgG
Reactivity:	Human,Mouse
Molecular Weight:	Theoretical: 7.4/10 kDa.
Clone:	9P745
Purification:	Protein A purified

Applications

1. Sample:
Lane 1: mouse thymus tissue lysate
Primary: Anti-RANTES (TMAB-00315) at 1:1000 dilution
Secondary: Goat Anti-Rabbit IgG-HRP at 1:20000 dilution
Predicted band size: 7.4/10 kDa
Observed band size: 15 kDa
2. Paraformaldehyde-fixed, paraffin embedded (human breast cancer); Antigen retrieval by boiling in sodium citrate buffer (pH6.0) for 15 min; Block endogenous peroxidase by 3% hydrogen peroxide for 20 min; Blocking buffer (normal goat serum) at 37°C for 30 min; Antibody incubation with (RANTES) Monoclonal Antibody, Unconjugated (TMAB-00315) at 1:50 overnight at 4°C, followed by operating according to SP Kit (Rabbit) instructions and DAB staining.
3. Paraformaldehyde-fixed, paraffin embedded (human lung cancer); Antigen retrieval by boiling in sodium citrate buffer (pH6.0) for 15 min; Block endogenous peroxidase by 3% hydrogen peroxide for 20 min; Blocking buffer (normal goat serum) at 37°C for 30 min; Antibody incubation with (RANTES) Monoclonal Antibody, Unconjugated (TMAB-00315) at 1:50 overnight at 4°C, followed by operating according to SP Kit (Rabbit) instructions and DAB staining.
4. Paraformaldehyde-fixed, paraffin embedded (human tonsil); Antigen retrieval by boiling in sodium citrate buffer (pH6.0) for 15 min; Block endogenous peroxidase by 3% hydrogen peroxide for 20 min; Blocking buffer (normal goat serum) at 37°C for 30 min; Antibody incubation with (RANTES) Monoclonal Antibody, Unconjugated (TMAB-00315) at 1:50 overnight at 4°C, followed by operating according to SP Kit (Rabbit) instructions and DAB staining.
5. Hela cell; 4% Paraformaldehyde-fixed; Triton X-100 at room temperature for 20 min; Blocking buffer (normal goat serum) at 37°C for 20 min; Antibody incubation with (RANTES) monoclonal Antibody, Unconjugated (TMAB-00315) 1:50, 90 minutes at 37°C; followed by a conjugated Goat Anti-Rabbit IgG antibody at 37°C for 90 minutes, DAPI (blue) was used to stain the cell nucleus.
6. HUVEC cell; 4% Paraformaldehyde-fixed; Triton X-100 at room temperature for 20 min; Blocking buffer (normal goat serum) at 37°C for 20 min; Antibody incubation with (RANTES) monoclonal Antibody, Unconjugated (TMAB-00315) 1:50, 90 minutes at 37°C; followed by a conjugated Goat Anti-Rabbit IgG antibody at 37°C for 90 minutes, DAPI (blue) was used to stain the cell nucleus.
- Verified Activity:



Application: ICC/IF,IF,IHC-Fr,IHC-P,WB

Recommended WB: 1:500-1000; IHC-P: 1:50-200; IHC-Fr: 1:50-200; ICC/IF: 1:50; IF: 1:50-200

Properties

Stability & Storage: Store at -20°C or -80°C for 12 months. Avoid repeated freeze-thaw cycles.

Shipping: Shipping with blue ice.

Antigen Details

Immunogen: KLH conjugated synthetic peptide: human RANTES

Antigen Species: Human

Gene ID: 6352

Uniprot ID: P13501

Synonyms: SIS- δ ;D17S136E;MuRantes;SIS-delta;CCL5;TCP228;SCYA5;SISd;eoCP;RANTES

Research Background

This gene is one of several CC cytokine genes clustered on the q-arm of chromosome 17. Cytokines are a family of secreted proteins involved in immunoregulatory and inflammatory processes. The CC cytokines are proteins characterized by two adjacent cysteines. The cytokine encoded by this gene functions as a chemoattractant for blood monocytes, memory T helper cells and eosinophils. It causes the release of histamine from basophils and activates eosinophils. This cytokine is one of the major HIV-suppressive factors produced by CD8+ cells. It functions as one of the natural ligands for the chemokine receptor CCR5 and it suppresses in vitro replication of the R5 strains of HIV-1, which use CCR5 as a coreceptor.

Inhibitor · Natural Compounds · Compound Libraries · Recombinant Proteins

This product is for Research Use Only · Not for Human or Veterinary or Therapeutic Use

Tel:781-999-4286 E_mail:info@targetmol.com Address:34 Washington Street,Wellesley Hills,MA 02481